

FINAL GENERAL FUND BUDGET

Fiscal Year 2016-2017

General Fund Budget ApprovalDate of Adoption of the General Fund Budget: **6/27/2016**_____
President of the Board - Original Signature Required_____
Date_____
Secretary of the Board - Original Signature Required_____
Date_____
Chief School Administrator - Original Signature Required_____
Date

Robert E Saul

Contact Person

(610)966-8307

Extn :

Telephone_____
Extension

rsaul@eastpennsd.org

Email Address

**CERTIFICATION OF USE OF PDE-2028
FOR PUBLIC INSPECTION OF 2016-2017 PROPOSED BUDGET**


24 PS 6-687(a)(1)

(03/2006)

School District Name : East Penn SD	County : Lehigh	AUN Number : 121392303
---	---------------------------	----------------------------------

Section 687(a)(1) of the School Code requires the president of the board of school directors of each school district to certify to the Department of Education that the proposed budget was prepared, presented and will be made available for public inspection using the uniform form prepared and furnished by the Department of Education.

I hereby certify that the above information is accurate and complete.

SIGNATURE OF SCHOOL BOARD PRESIDENT 	DATE May 23, 2016
---	-----------------------------

DUE DATE: IMMEDIATELY FOLLOWING
ADOPTION OF PROPOSED
FINAL GENERAL FUND BUDGET

**CERTIFICATION OF ESTIMATED ENDING FUND BALANCE
FROM 2016-2017 GENERAL FUND BUDGET**

24 PS 6-688

(10/2010)

SCHOOL DISTRICT : East Penn SD	COUNTY : Lehigh	AUN : 121392303
-----------------------------------	--------------------	--------------------

No school district shall approve an increase in real property taxes unless it has adopted a budget that includes an estimated, ending unreserved undesignated fund balance (unassigned) less than or equal to the specified percentage of its total budgeted expenditures:

Total Budgeted Expenditures	Fund Balance % Limit (less than or equal to)
Less Than or Equal to \$11,999,999	12.0%
Between \$12,000,000 and \$12,999,999	11.5%
Between \$13,000,000 and \$13,999,999	11.0%
Between \$14,000,000 and \$14,999,999	10.5%
Between \$15,000,000 and \$15,999,999	10.0%
Between \$16,000,000 and \$16,999,999	9.5%
Between \$17,000,000 and \$17,999,999	9.0%
Between \$18,000,000 and \$18,999,999	8.5%
Greater Than or Equal to \$19,000,000	8.0%

Did you raise property taxes in SY 2016-2017 (compared to 2015-2016)?

Yes

☒

No

☐

If yes, see information below, taken from the 2016-2017 General Fund Budget.

Total Budgeted Expenditures	\$142206316
Ending Unassigned Fund Balance	\$1526724
Ending Unassigned Fund Balance as a percentage (%) of Total Budgeted Expenditures	1.1%

The Estimated Ending Unassigned Fund Balance is within the allowable limits.


Yes

☒

No

☐

I hereby certify that the above information is accurate and complete.

SIGNATURE OF SUPERINTENDENT 	DATE June 27, 2016
--	-----------------------

DUE DATE: AUGUST 15, 2016

<u>ITEM</u>	<u>AMOUNTS</u>
Estimated Beginning Unreserved Fund Balance Available for Appropriation and Reserves Scheduled For Liquidation During The Fiscal Year	
0810 Nonspendable Fund Balance	
0820 Restricted Fund Balance	
0830 Committed Fund Balance	
0840 Assigned Fund Balance	100,000
0850 Unassigned Fund Balance	7,739,959
Total Estimated Beginning Unreserved Fund Balance Available for Appropriation and Reserves Scheduled For Liquidation During The Fiscal Year	<u>7,839,959</u>
Estimated Revenues And Other Financing Sources	
6000 Revenue from Local Sources	102,867,245
7000 Revenue from State Sources	31,829,689
8000 Revenue from Federal Sources	1,191,647
9000 Other Financing Sources	4,500
Total Estimated Revenues And Other Financing Sources	<u>135,893,081</u>
Total Estimated Fund Balance, Revenues, and Other Financing Sources Available for Appropriation	<u>143,733,040</u>

LEA : 121392303 East Penn SD

Printed 6/30/2016 9:53:14 AM

	<u>Amount</u>
REVENUE FROM LOCAL SOURCES	
6111 Current Real Estate Taxes	87,432,162
6112 Interim Real Estate Taxes	1,145,650
6113 Public Utility Realty Taxes	106,500
6114 Payments in Lieu of Current Taxes - State / Local	11,000
6150 Current Act 511 Taxes - Proportional Assessments	10,515,000
6400 Delinquencies on Taxes Levied / Assessed by the LEA	1,858,500
6500 Earnings on Investments	100,072
6700 Revenues from LEA Activities	157,375
6800 Revenues from Intermediary Sources / Pass-Through Funds	1,272,395
6910 Rentals	41,000
6920 Contributions and Donations from Private Sources	36,825
6940 Tuition from Patrons	143,000
6990 Refunds and Other Miscellaneous Revenue	47,766
REVENUE FROM LOCAL SOURCES	102,867,245
REVENUE FROM STATE SOURCES	
7110 Basic Education Funding	11,192,932
7160 Tuition for Orphans Subsidy	77,500
7271 Special Education funds for School-Aged Pupils	3,449,443
7310 Transportation (Pupil and Nonpublic/CS)	1,875,000
7320 Rental and Sinking Fund Payments / Building Reimbursement Subsidy	1,311,013
7330 Health Services (Medical, Dental, Nurse, Act 25)	153,000
7340 State Property Tax Reduction Allocation	1,818,605
7505 Ready to Learn Block Grant	705,923
7810 State Share of Social Security and Medicare Taxes	2,185,728
7820 State Share of Retirement Contributions	9,060,545
REVENUE FROM STATE SOURCES	31,829,689
REVENUE FROM FEDERAL SOURCES	
8514 NCLB, Title I - Improving the Academic Achievement of the Disadvantaged	675,697
8515 NCLB, Title II - Preparing, Training and Recruiting High Quality Teachers and Principals	153,934
8516 NCLB, Title III - Language Instruction for Limited English Proficient and Immigrant Students	38,863
8810 School-Based Access Medicaid Reimbursement Program (SBAP) Reimbursements (Access)	301,153
8820 Medical Assistance Reimbursement for Administrative Claiming (Quarterly) Program	22,000
REVENUE FROM FEDERAL SOURCES	1,191,647

	<u>Amount</u>
OTHER FINANCING SOURCES	
9400 Sale of or Compensation for Loss of Fixed Assets	3,000
9900 Other Financing Sources Not Listed Elsewhere in the 9000 Series	1,500
OTHER FINANCING SOURCES	4,500
TOTAL ESTIMATED REVENUES AND OTHER SOURCES	135,893,081

Act 1 Index (current): 2.8%

Calculation Method:	Rate	
Approx. Tax Revenue from RE Taxes:	\$87,432,162	
Amount of Tax Relief for Homestead Exclusions	<u>\$1,818,605</u>	
Total Approx. Tax Revenue:	\$89,250,767	
Approx. Tax Levy for Tax Rate Calculation:	\$92,704,428	
	Lehigh	Total
<hr/>		
2015-16 Data		
a. Assessed Value	\$5,178,388,500	\$5,178,388,500
b. Real Estate Mills	17.2150	
I. 2016-17 Data		
c. 2014 STEB Market Value	\$4,726,417,161	\$4,726,417,161
d. Assessed Value	\$5,238,426,200	\$5,238,426,200
e. Assessed Value of New Constr/ Renov	\$0	\$0
<hr/>		
2015-16 Calculations		
f. 2015-16 Tax Levy	\$89,145,958	\$89,145,958
(a * b)		
2016-17 Calculations		
g. Percent of Total Market Value	100.00000%	100.00000%
II. h. Rebalanced 2015-16 Tax Levy	\$89,145,958	\$89,145,958
(f Total * g)		
i. Base Mills Subject to Index	17.2150	
(h / a * 1000) if no reassessment		
(h / (d-e) * 1000) if reassessment		
<hr/>		
Calculation of Tax Rates and Levies Generated		
j. Weighted Avg. Collection Percentage	96.20000%	96.20000%
k. Tax Levy Needed	\$92,704,428	\$92,704,428
(Approx. Tax Levy * g)		
I. 2016-17 Real Estate Tax Rate	17.6970	
(k / d * 1000)		
III. m. Tax Levy Generated by Mills	\$92,704,428	\$92,704,428
(l / 1000 * d)		
n. Tax Levy minus Tax Relief for Homestead Exclusions		\$90,885,823
(m - Amount of Tax Relief for Homestead Exclusions)		
o. Net Tax Revenue Generated By Mills		\$87,432,162
(n * Est. Pct. Collection)		

Act 1 Index (current): 2.8%

Calculation Method:	Rate	
Approx. Tax Revenue from RE Taxes:	\$87,432,162	
Amount of Tax Relief for Homestead Exclusions	<u>\$1,818,605</u>	
Total Approx. Tax Revenue:	\$89,250,767	
Approx. Tax Levy for Tax Rate Calculation:	\$92,704,428	
	Lehigh	Total

Index Maximums		
p. Maximum Mills Based On Index (i * (1 + Index))	17.6970	
q. Mills In Excess of Index (if (l > p), (l - p))	0.0000	
r. Maximum Tax Levy Based On Index (p / 1000 * d)	\$92,704,428	\$92,704,428
IV. s. Millage Rate within Index? (If l > p Then No)	Yes	
t. Tax Levy In Excess of Index (if (m > r), (m - r))	\$0	\$0
u. Tax Revenue In Excess of Index (t * Est. Pct. Collection)	\$0	\$0

Information Related to Property Tax Relief		
V. Assessed Value Exclusion per Homestead	\$6,639	
Number of Homestead/Farmstead Properties	15479	15479
Median Assessed Value of Homestead Properties		\$203,500

Act 1 Index (current): 2.8%

Calculation Method:	Rate
Approx. Tax Revenue from RE Taxes:	\$87,432,162
Amount of Tax Relief for Homestead Exclusions	<u>\$1,818,605</u>
Total Approx. Tax Revenue:	\$89,250,767
Approx. Tax Levy for Tax Rate Calculation:	\$92,704,428
	Lehigh
	Total

State Property Tax Reduction Allocation used for: Homestead Exclusions	\$1,818,605	Lowering RE Tax Rate	\$0	\$1,818,605
Prior Year State Property Tax Reduction Allocation used for: Homestead Exclusions	\$0			\$0
Amount of Tax Relief from State/Local Sources				\$1,818,605

2016-2017 Final General Fund Budget (PDE-2028)				Local Education Agency Tax Data			
LEA : 121392303 East Penn SD				REAL ESTATE, PER CAPITA (SEC. 679), EIT/PIT (ACT 1), LOCAL ENABLING (ACT 511)			
Printed 6/30/2016 9:53:16 AM				Page - 1 of 1			
CODE							
6111 <u>Current Real Estate Taxes</u>							
<u>County Name</u>	<u>Taxable Assessed Value</u>	<u>Real Estate Mills</u>	<u>Tax Levy Generated by Mills</u>	<u>Amount of Tax Relief for Homestead Exclusions</u>	<u>Tax Levy Minus Homestead Exclusions</u>	<u>Percent Collected</u>	<u>Net Tax Revenue Generated By Mills</u>
Lehigh	5,238,426,200	17.6970	92,704,428			96.20000%	
Totals:	5,238,426,200		92,704,428	- 1,818,605	= 90,885,823	X 96.20000%	= 87,432,162
				<u>Rate</u>	<u>Estimated Revenue</u>		
6120	<u>Current Per Capita Taxes, Section 679</u>			\$0.00	0		
6140	<u>Current Act 511 Taxes – Flat Rate Assessments</u>			<u>Rate</u>	<u>Add'l Rate (if appl.)</u>	<u>Tax Levy</u>	<u>Estimated Revenue</u>
6141	Current Act 511 Per Capita Taxes			\$0.00	\$0.00	0	0
6142	Current Act 511 Occupation Taxes – Flat Rate			\$0.00	\$0.00	0	0
6143	Current Act 511 Local Services Taxes			\$0.00	\$0.00	0	0
6144	Current Act 511 Trailer Taxes			\$0.00	\$0.00	0	0
6145	Current Act 511 Business Privilege Taxes – Flat Rate			\$0.00	\$0.00	0	0
6146	Current Act 511 Mechanical Device Taxes – Flat Rate			\$0.00	\$0.00	0	0
6149	Current Act 511 Taxes, Other Flat Rate Assessments			\$0.00	\$0.00	0	0
Total Current Act 511 Taxes – Flat Rate Assessments						0	0
6150	<u>Current Act 511 Taxes – Proportional Assessments</u>			<u>Rate</u>	<u>Add'l Rate (if appl.)</u>	<u>Tax Levy</u>	<u>Estimated Revenue</u>
6151	Current Act 511 Earned Income Taxes			0.500%	0.000%	9,125,000	9,125,000
6152	Current Act 511 Occupation Taxes			0.000	0.000	0	0
6153	Current Act 511 Real Estate Transfer Taxes			0.500%	0.000%	1,390,000	1,390,000
6154	Current Act 511 Amusement Taxes			0.000%	0.000%	0	0
6155	Current Act 511 Business Privilege Taxes			0.000	0.000	0	0
6156	Current Act 511 Mechanical Device Taxes – Percentage			0.000%	0.000%	0	0
6157	Current Act 511 Mercantile Taxes			0.000	0.000	0	0
6159	Current Act 511 Taxes, Other Proportional Assessments			0	0	0	0
Total Current Act 511 Taxes – Proportional Assessments						10,515,000	10,515,000
Total Act 511, Current Taxes							10,515,000
Act 511 Tax Limit -->				4,726,417,161	X	12	56,717,006
				Market Value		Mills	(511 Limit)

LEA : 121392303 East Penn SD

Tax Function	Description	Tax Rate Charged in:		Percent Change in Rate	Less than or equal to Index	Index	Additional Tax Rate Charged in:		Percent Change in Rate	Less than or equal to Index
		2015-16 (Rebalanced)	2016-17				2015-16 (Rebalanced)	2016-17		
6111	<u>Current Real Estate Taxes</u>									
	Lehigh	17.2150	17.6970	2.80%	Yes	2.8%				
6120	Current Per Capita Taxes, Section 679					2.8%				
	<u>Current Act 511 Taxes – Flat Rate Assessments</u>									
6141	Current Act 511 Per Capita Taxes					2.8%				
6142	Current Act 511 Occupation Taxes - Flat Rate					2.8%				
6143	Current Act 511 Local Services Taxes					2.8%				
6144	Current Act 511 Trailer Taxes					2.8%				
6145	Current Act 511 Business Privilege Taxes - Flat Rate					2.8%				
6146	Current Act 511 Mechanical Device Taxes - Flat Rate					2.8%				
6149	Current Act 511 Taxes, Other Flat Rate Assessments					2.8%				
	<u>Current Act 511 Taxes – Proportional Assessments</u>									
6151	Current Act 511 Earned Income Taxes	0.500%	0.500%	0.00%	Yes	2.8%				
6152	Current Act 511 Occupation Taxes					2.8%				
6153	Current Act 511 Real Estate Transfer Taxes	0.500%	0.500%	0.00%	Yes	2.8%				
6154	Current Act 511 Amusement Taxes					2.8%				
6155	Current Act 511 Business Privilege Taxes					2.8%				
6156	Current Act 511 Mechanical Device Taxes - Percentage					2.8%				
6157	Current Act 511 Mercantile Taxes					2.8%				
6159	Current Act 511 Taxes, Other Proportional Assessments					2.8%				

LEA : 121392303 East Penn SD

Printed 6/30/2016 9:53:17 AM

<u>Description</u>	<u>Amount</u>
1000 Instruction	
1100 Regular Programs - Elementary / Secondary	58,593,989
1200 Special Programs - Elementary / Secondary	19,645,834
1300 Vocational Education	3,627,231
1400 Other Instructional Programs - Elementary / Secondary	580,535
1500 Nonpublic School Programs	21,247
1600 Adult Education Programs	31,569
1700 Higher Education Programs	909,980
Total Instruction	83,410,385
2000 Support Services	
2100 Support Services - Students	4,584,843
2200 Support Services - Instructional Staff	3,821,053
2300 Support Services - Administration	6,109,532
2400 Support Services - Pupil Health	1,687,902
2500 Support Services - Business	1,040,109
2600 Operation and Maintenance of Plant Services	12,567,824
2700 Student Transportation Services	7,688,370
2800 Support Services - Central	1,899,676
2900 Other Support Services	138,736
Total Support Services	39,538,045
3000 Operation of Non-Instructional Services	
3200 Student Activities	1,902,026
3300 Community Services	43,889
Total Operation of Non-Instructional Services	1,945,915
5000 Other Expenditures and Financing Uses	
5100 Debt Service / Other Expenditures and Financing Uses	13,311,971
5900 Budgetary Reserve	4,000,000
Total Other Expenditures and Financing Uses	17,311,971
Total Estimated Expenditures and Other Financing Uses	142,206,316

LEA : 121392303 East Penn SD

Printed 6/30/2016 9:53:17 AM

<u>Description</u>	<u>Amount</u>
1000 Instruction	
1100 <u>Regular Programs - Elementary / Secondary</u>	
100 Personnel Services - Salaries	32,854,245
200 Personnel Services - Employee Benefits	20,251,872
300 Purchased Professional and Technical Services	222,000
400 Purchased Property Services	289,520
500 Other Purchased Services	3,707,023
600 Supplies	1,079,502
700 Property	177,028
800 Other Objects	12,799
Total Regular Programs - Elementary / Secondary	58,593,989
1200 <u>Special Programs - Elementary / Secondary</u>	
100 Personnel Services - Salaries	9,332,079
200 Personnel Services - Employee Benefits	5,035,443
300 Purchased Professional and Technical Services	3,603,835
400 Purchased Property Services	1,500
500 Other Purchased Services	1,554,677
600 Supplies	112,850
800 Other Objects	5,450
Total Special Programs - Elementary / Secondary	19,645,834
1300 <u>Vocational Education</u>	
100 Personnel Services - Salaries	770,762
200 Personnel Services - Employee Benefits	452,162
500 Other Purchased Services	2,391,407
600 Supplies	12,820
800 Other Objects	80
Total Vocational Education	3,627,231
1400 <u>Other Instructional Programs - Elementary / Secondary</u>	
100 Personnel Services - Salaries	405,246
200 Personnel Services - Employee Benefits	152,539
400 Purchased Property Services	8,920
500 Other Purchased Services	9,800
600 Supplies	4,030
Total Other Instructional Programs - Elementary / Secondary	580,535
1500 <u>Nonpublic School Programs</u>	
300 Purchased Professional and Technical Services	21,247
Total Nonpublic School Programs	21,247
1600 <u>Adult Education Programs</u>	
100 Personnel Services - Salaries	20,907
200 Personnel Services - Employee Benefits	8,044
500 Other Purchased Services	1,618
600 Supplies	1,000
Total Adult Education Programs	31,569

LEA : 121392303 East Penn SD

Printed 6/30/2016 9:53:17 AM

<u>Description</u>	<u>Amount</u>
1700 Higher Education Programs	
500 Other Purchased Services	909,980
Total Higher Education Programs	909,980
Total Instruction	83,410,385
2000 Support Services	
2100 Support Services - Students	
100 Personnel Services - Salaries	2,790,394
200 Personnel Services - Employee Benefits	1,705,449
300 Purchased Professional and Technical Services	5,400
400 Purchased Property Services	500
500 Other Purchased Services	10,200
600 Supplies	69,600
800 Other Objects	3,300
Total Support Services - Students	4,584,843
2200 Support Services - Instructional Staff	
100 Personnel Services - Salaries	1,863,884
200 Personnel Services - Employee Benefits	1,211,509
300 Purchased Professional and Technical Services	47,497
400 Purchased Property Services	9,225
500 Other Purchased Services	57,140
600 Supplies	326,875
700 Property	303,113
800 Other Objects	1,810
Total Support Services - Instructional Staff	3,821,053
2300 Support Services - Administration	
100 Personnel Services - Salaries	3,329,347
200 Personnel Services - Employee Benefits	2,325,197
300 Purchased Professional and Technical Services	131,850
400 Purchased Property Services	21,300
500 Other Purchased Services	134,237
600 Supplies	106,701
700 Property	8,550
800 Other Objects	52,350
Total Support Services - Administration	6,109,532
2400 Support Services - Pupil Health	
100 Personnel Services - Salaries	1,063,281
200 Personnel Services - Employee Benefits	523,321
300 Purchased Professional and Technical Services	44,000
400 Purchased Property Services	8,000
500 Other Purchased Services	500
600 Supplies	48,800
Total Support Services - Pupil Health	1,687,902
2500 Support Services - Business	
100 Personnel Services - Salaries	522,103

LEA : 121392303 East Penn SD

Printed 6/30/2016 9:53:17 AM

<u>Description</u>	<u>Amount</u>
200 Personnel Services - Employee Benefits	394,856
300 Purchased Professional and Technical Services	37,100
400 Purchased Property Services	10,100
500 Other Purchased Services	14,200
600 Supplies	45,000
700 Property	2,000
800 Other Objects	14,750
Total Support Services - Business	1,040,109
2600 <u>Operation and Maintenance of Plant Services</u>	
100 Personnel Services - Salaries	5,043,352
200 Personnel Services - Employee Benefits	3,347,689
300 Purchased Professional and Technical Services	196,775
400 Purchased Property Services	1,547,310
500 Other Purchased Services	538,550
600 Supplies	1,826,148
700 Property	62,000
800 Other Objects	6,000
Total Operation and Maintenance of Plant Services	12,567,824
2700 <u>Student Transportation Services</u>	
500 Other Purchased Services	7,688,370
Total Student Transportation Services	7,688,370
2800 <u>Support Services - Central</u>	
100 Personnel Services - Salaries	955,697
200 Personnel Services - Employee Benefits	606,662
300 Purchased Professional and Technical Services	131,975
500 Other Purchased Services	39,192
600 Supplies	64,750
700 Property	101,000
800 Other Objects	400
Total Support Services - Central	1,899,676
2900 <u>Other Support Services</u>	
500 Other Purchased Services	138,736
Total Other Support Services	138,736
Total Support Services	39,538,045
3000 <u>Operation of Non-Instructional Services</u>	
3200 <u>Student Activities</u>	
100 Personnel Services - Salaries	837,512
200 Personnel Services - Employee Benefits	376,450
300 Purchased Professional and Technical Services	149,200
400 Purchased Property Services	42,562
500 Other Purchased Services	257,600
600 Supplies	184,302
700 Property	13,150
800 Other Objects	41,250

LEA : 121392303 East Penn SD

Printed 6/30/2016 9:53:17 AM

<u>Description</u>	<u>Amount</u>
Total Student Activities	1,902,026
3300 <u>Community Services</u>	
100 Personnel Services - Salaries	2,048
200 Personnel Services - Employee Benefits	481
300 Purchased Professional and Technical Services	35,000
400 Purchased Property Services	500
600 Supplies	5,860
Total Community Services	43,889
Total Operation of Non-Instructional Services	1,945,915
5000 Other Expenditures and Financing Uses	
5100 <u>Debt Service / Other Expenditures and Financing Uses</u>	
800 Other Objects	2,171,971
900 Other Uses of Funds	11,140,000
Total Debt Service / Other Expenditures and Financing Uses	13,311,971
5900 <u>Budgetary Reserve</u>	
800 Other Objects	4,000,000
Total Budgetary Reserve	4,000,000
Total Other Expenditures and Financing Uses	17,311,971
TOTAL EXPENDITURES	142,206,316

LEA : 121392303 East Penn SD

Printed 6/30/2016 9:53:18 AM

<u>Cash and Short-Term Investments</u>	<u>06/30/2016 Estimate</u>	<u>06/30/2017 Projection</u>
General Fund	14,269,000	11,127,680
Public Purpose (Expendable) Trust Fund		
Other Comptroller-Approved Special Revenue Funds		
Athletic / School-Sponsored Extra Curricular Activities Fund		
Capital Reserve Fund - \$ 690, \$1850		
Capital Reserve Fund - \$ 1431	1,571,100	1,445,000
Other Capital Projects Fund		
Debt Service Fund		
Food Service / Cafeteria Operations Fund	500,000	500,000
Child Care Operations Fund		
Other Enterprise Funds		
Internal Service Fund		
Private Purpose Trust Fund		
Investment Trust Fund		
Pension Trust Fund		
Activity Fund		
Other Agency Fund		
Permanent Fund		
Total Cash and Short-Term Investments	16,340,100	13,072,680

<u>Long-Term Investments</u>	<u>06/30/2016 Estimate</u>	<u>06/30/2017 Projection</u>
General Fund		
Public Purpose (Expendable) Trust Fund		
Other Comptroller-Approved Special Revenue Funds		
Athletic / School-Sponsored Extra Curricular Activities Fund		
Capital Reserve Fund - \$ 690, \$1850		
Capital Reserve Fund - \$ 1431		
Other Capital Projects Fund		
Debt Service Fund		
Food Service / Cafeteria Operations Fund		
Child Care Operations Fund		
Other Enterprise Funds		
Internal Service Fund		
Private Purpose Trust Fund		
Investment Trust Fund		
Pension Trust Fund		
Activity Fund		
Other Agency Fund		

LEA : 121392303 East Penn SD

Printed 6/30/2016 9:53:18 AM

<u>Long-Term Investments</u>	<u>06/30/2016 Estimate</u>	<u>06/30/2017 Projection</u>
Permanent Fund		
Total Long-Term Investments		
TOTAL CASH AND INVESTMENTS	16,340,100	13,072,680

LEA : 121392303 East Penn SD

<u>Long-Term Indebtedness</u>	<u>06/30/2016 Estimate</u>	<u>06/30/2017 Projection</u>
General Fund		
0510 Bonds Payable	79,864,000	68,724,000
0520 Extended-Term Financing Agreements Payable		
0530 Lease-Purchase Obligations		
0540 Accumulated Compensated Absences	1,724,000	1,767,000
0550 Authority Lease Obligations		
0560 Other Post-Employment Benefits (OPEB)	4,045,000	5,369,000
0599 Other Long-Term Liabilities	566,000	580,000
Total General Fund	\$86,199,000	\$76,440,000
Public Purpose (Expendable) Trust Fund		
0510 Bonds Payable		
0520 Extended-Term Financing Agreements Payable		
0530 Lease-Purchase Obligations		
0540 Accumulated Compensated Absences		
0550 Authority Lease Obligations		
0560 Other Post-Employment Benefits (OPEB)		
0599 Other Long-Term Liabilities		
Total Public Purpose (Expendable) Trust Fund		
Other Comptroller-Approved Special Revenue Funds		
0510 Bonds Payable		
0520 Extended-Term Financing Agreements Payable		
0530 Lease-Purchase Obligations		
0540 Accumulated Compensated Absences		
0550 Authority Lease Obligations		
0560 Other Post-Employment Benefits (OPEB)		
0599 Other Long-Term Liabilities		
Total Other Comptroller-Approved Special Revenue Funds		
Athletic / School-Sponsored Extra Curricular Activities Fund		
0510 Bonds Payable		
0520 Extended-Term Financing Agreements Payable		
0530 Lease-Purchase Obligations		
0540 Accumulated Compensated Absences		
0550 Authority Lease Obligations		
0560 Other Post-Employment Benefits (OPEB)		
0599 Other Long-Term Liabilities		
Total Athletic / School-Sponsored Extra Curricular Activities Fund		
Capital Reserve Fund - \$ 690, \$1850		
0510 Bonds Payable		
0520 Extended-Term Financing Agreements Payable		

LEA : 121392303 East Penn SD

<u>Long-Term Indebtedness</u>	<u>06/30/2016 Estimate</u>	<u>06/30/2017 Projection</u>
0530 Lease-Purchase Obligations		
0540 Accumulated Compensated Absences		
0550 Authority Lease Obligations		
0560 Other Post-Employment Benefits (OPEB)		
0599 Other Long-Term Liabilities		
Total Capital Reserve Fund - \$ 690, \$1850		
Capital Reserve Fund - \$ 1431		
0510 Bonds Payable		
0520 Extended-Term Financing Agreements Payable		
0530 Lease-Purchase Obligations		
0540 Accumulated Compensated Absences		
0550 Authority Lease Obligations		
0560 Other Post-Employment Benefits (OPEB)		
0599 Other Long-Term Liabilities		
Total Capital Reserve Fund - \$ 1431		
Other Capital Projects Fund		
0510 Bonds Payable		
0520 Extended-Term Financing Agreements Payable		
0530 Lease-Purchase Obligations		
0540 Accumulated Compensated Absences		
0550 Authority Lease Obligations		
0560 Other Post-Employment Benefits (OPEB)		
0599 Other Long-Term Liabilities		
Total Other Capital Projects Fund		
Debt Service Fund		
0510 Bonds Payable		
0520 Extended-Term Financing Agreements Payable		
0530 Lease-Purchase Obligations		
0540 Accumulated Compensated Absences		
0550 Authority Lease Obligations		
0560 Other Post-Employment Benefits (OPEB)		
0599 Other Long-Term Liabilities		
Total Debt Service Fund		
Food Service / Cafeteria Operations Fund		
0510 Bonds Payable		
0520 Extended-Term Financing Agreements Payable		
0530 Lease-Purchase Obligations		
0540 Accumulated Compensated Absences	35,000	36,000
0550 Authority Lease Obligations		

LEA : 121392303 East Penn SD

<u>Long-Term Indebtedness</u>	<u>06/30/2016 Estimate</u>	<u>06/30/2017 Projection</u>
0560 Other Post-Employment Benefits (OPEB)	2,600	3,400
0599 Other Long-Term Liabilities		
Total Food Service / Cafeteria Operations Fund	\$37,600	\$39,400
Child Care Operations Fund		
0510 Bonds Payable		
0520 Extended-Term Financing Agreements Payable		
0530 Lease-Purchase Obligations		
0540 Accumulated Compensated Absences		
0550 Authority Lease Obligations		
0560 Other Post-Employment Benefits (OPEB)		
0599 Other Long-Term Liabilities		
Total Child Care Operations Fund		
Other Enterprise Funds		
0510 Bonds Payable		
0520 Extended-Term Financing Agreements Payable		
0530 Lease-Purchase Obligations		
0540 Accumulated Compensated Absences		
0550 Authority Lease Obligations		
0560 Other Post-Employment Benefits (OPEB)		
0599 Other Long-Term Liabilities		
Total Other Enterprise Funds		
Internal Service Fund		
0510 Bonds Payable		
0520 Extended-Term Financing Agreements Payable		
0530 Lease-Purchase Obligations		
0540 Accumulated Compensated Absences		
0550 Authority Lease Obligations		
0560 Other Post-Employment Benefits (OPEB)		
0599 Other Long-Term Liabilities		
Total Internal Service Fund		
Private Purpose Trust Fund		
0510 Bonds Payable		
0520 Extended-Term Financing Agreements Payable		
0530 Lease-Purchase Obligations		
0540 Accumulated Compensated Absences		
0550 Authority Lease Obligations		
0560 Other Post-Employment Benefits (OPEB)		
0599 Other Long-Term Liabilities		
Total Private Purpose Trust Fund		

LEA : 121392303 East Penn SD

<u>Long-Term Indebtedness</u>	<u>06/30/2016 Estimate</u>	<u>06/30/2017 Projection</u>
Investment Trust Fund		
0510 Bonds Payable		
0520 Extended-Term Financing Agreements Payable		
0530 Lease-Purchase Obligations		
0540 Accumulated Compensated Absences		
0550 Authority Lease Obligations		
0560 Other Post-Employment Benefits (OPEB)		
0599 Other Long-Term Liabilities		
Total Investment Trust Fund		
Pension Trust Fund		
0510 Bonds Payable		
0520 Extended-Term Financing Agreements Payable		
0530 Lease-Purchase Obligations		
0540 Accumulated Compensated Absences		
0550 Authority Lease Obligations		
0560 Other Post-Employment Benefits (OPEB)		
0599 Other Long-Term Liabilities		
Total Pension Trust Fund		
Activity Fund		
0510 Bonds Payable		
0520 Extended-Term Financing Agreements Payable		
0530 Lease-Purchase Obligations		
0540 Accumulated Compensated Absences		
0550 Authority Lease Obligations		
0560 Other Post-Employment Benefits (OPEB)		
0599 Other Long-Term Liabilities		
Total Activity Fund		
Other Agency Fund		
0510 Bonds Payable		
0520 Extended-Term Financing Agreements Payable		
0530 Lease-Purchase Obligations		
0540 Accumulated Compensated Absences		
0550 Authority Lease Obligations		
0560 Other Post-Employment Benefits (OPEB)		
0599 Other Long-Term Liabilities		
Total Other Agency Fund		
Permanent Fund		
0510 Bonds Payable		
0520 Extended-Term Financing Agreements Payable		

LEA : 121392303 East Penn SD

<u>Long-Term Indebtedness</u>	<u>06/30/2016 Estimate</u>	<u>06/30/2017 Projection</u>
0530 Lease-Purchase Obligations		
0540 Accumulated Compensated Absences		
0550 Authority Lease Obligations		
0560 Other Post-Employment Benefits (OPEB)		
0599 Other Long-Term Liabilities		
Total Permanent Fund		
Total Long-Term Indebtedness	\$86,236,600	\$76,479,400

LEA : 121392303 East Penn SD

<u>Short-Term Payables</u>	<u>06/30/2016 Estimate</u>	<u>06/30/2017 Projection</u>
General Fund	11,000,000	11,350,000
Public Purpose (Expendable) Trust Fund		
Other Comptroller-Approved Special Revenue Funds		
Athletic / School-Sponsored Extra Curricular Activities Fund		
Capital Reserve Fund - § 690, §1850		
Capital Reserve Fund - § 1431		
Other Capital Projects Fund		
Debt Service Fund		
Food Service / Cafeteria Operations Fund		
Child Care Operations Fund		
Other Enterprise Funds		
Internal Service Fund		
Private Purpose Trust Fund		
Investment Trust Fund		
Pension Trust Fund		
Activity Fund		
Other Agency Fund		
Permanent Fund		
Total Short-Term Payables	\$11,000,000	\$11,350,000
TOTAL INDEBTEDNESS	\$97,236,600	\$87,829,400

LEA : 121392303 East Penn SD

Account Description	Amounts
0810 Nonspendable Fund Balance	
0820 Restricted Fund Balance	
0830 Committed Fund Balance	
0840 Assigned Fund Balance	
0850 Unassigned Fund Balance	1,526,724
Total Ending Fund Balance - Committed, Assigned, and Unassigned	\$1,526,724
5900 Budgetary Reserve	4,000,000
Total Estimated Ending Committed, Assigned, and Unassigned Fund Balance and Budgetary Reserve	\$5,526,724

East Penn School District

Administrative Offices
800 Pine Street
Emmaus, PA 18049
610-966-8300

PUBLIC NOTICE

The East Penn School District 2016-2017 proposed final budget, in the amount of \$142,266,616 was adopted during the May 23, 2016 regular meeting of the Board of Directors. The budget is open for public inspection at the Administrative Offices, 800 Pine Street, Emmaus, PA, during regular business hours, at www.eastpennsd.org, at Emmaus Public Library, or at Lower Macungie Township Library. Final adoption of the 2016-2017 budget is scheduled occur at the June 27, 2016 regular meeting of the Board of Directors.

ROBERT E. SAUL, TREASURER

EAST PENN SCHOOL DISTRICT
2016-2017 PROPOSED FINAL BUDGET

Supporting Documentation

May 23, 2016

Attached:

Key Points

PDE-2028 Proposed Final General Fund Budget

Summary of Revenue, Expenditures, and Fund Balance

Summary of Changes

Fund Balance Analysis

**East Penn School District
2016-2017 Proposed Final Budget**

**KEY POINTS (with SRO)
May 23, 2016**

SUMMARY OF BUDGET FINANCES

	<u>5.9.16</u>	<u>5.23.16</u>
Total budget	\$143,170,415	\$142,266,616
Total budget increase	\$1,781,279	\$877,480
Retirement rate	30.03%	30.03%
Projected charter school costs	\$4,451,530	\$4,451,530
Employee salary increase	\$1,649,267	\$1,130,950
Employer health insurance cost increase	\$242,960	\$199,095
Millage	17.7487	17.7487
Tax increase	3.10%	3.10%
Ending fund balance (includes \$433,350 in retirement breakage and \$394,735 for reduced enhancements)	\$4,698,639	\$5,526,724
Ending fund balance percentage	3.28%	3.88%

SUMMARY OF DISTRICT ENHANCEMENTS

	<u>5.9.16</u>	<u>5.23.16</u>	
<u>Programs and Resources</u>			
• Secondary science (STEM) programs and resources	\$95,000	\$45,000	(\$50,000)
• Technology	\$100,000	\$50,000	(\$50,000)
<u>Personnel</u>			
• Alburtis teacher	\$80,000	\$80,000	
• EHS School Resource Officer	\$100,000	\$100,000	
• Special Education staff	\$100,000	\$100,000	
• Middle School ESL teacher	\$80,000	\$80,000	
• Elementary Assistant Principal/Supervisor	\$110,000	\$0	(\$110,000)
<u>Budget Restoration</u>			
• Schools	\$182,530	\$97,795	(\$84,735)
• Departments	\$235,540	\$135,540	(\$100,000)
<u>Total</u>	<u>\$1,083,070</u>	<u>\$688,335</u>	<u>(\$394,735)</u>

SUMMARY OF DISTRICT CUTS

No existing academic programs, extracurricular programs, co-curricular programs, resources or personnel have been cut. All district programs have been maintained. Teaching positions have not been reduced, resulting in projected lower class sizes at Willow Lane, Shoemaker, and Wescosville.

FINAL GENERAL FUND BUDGET

Fiscal Year 2016-2017

General Fund Budget Approval**Date of Adoption of the General Fund Budget:**

President of the Board - Original Signature Required

Date

Secretary of the Board - Original Signature Required

Date

Chief School Administrator - Original Signature Required

Date

Robert E Saul

(610)966-8307

Extn :

Contact Person

Telephone

Extension

rsaul@eastpennsd.org

Email Address

LEA : 121392303 East Penn SD

Printed 5/17/2016 8:52:09 PM

<u>ITEM</u>	<u>AMOUNTS</u>
Estimated Beginning Unreserved Fund Balance Available for Appropriation and Reserves Scheduled For Liquidation During The Fiscal Year	
0810 Nonspendable Fund Balance	
0820 Restricted Fund Balance	
0830 Committed Fund Balance	
0840 Assigned Fund Balance	100,000
0850 Unassigned Fund Balance	7,739,959
Total Estimated Beginning Unreserved Fund Balance Available for Appropriation and Reserves Scheduled For Liquidation During The Fiscal Year	<u>7,839,959</u>
Estimated Revenues And Other Financing Sources	
6000 Revenue from Local Sources	102,915,091
7000 Revenue from State Sources	31,823,409
8000 Revenue from Federal Sources	1,210,381
9000 Other Financing Sources	4,500
Total Estimated Revenues And Other Financing Sources	<u>135,953,381</u>
Total Estimated Fund Balance, Revenues, and Other Financing Sources Available for Appropriation	<u>143,793,340</u>

LEA : 121392303 East Penn SD

Printed 5/17/2016 8:52:10 PM

	<u>Amount</u>
REVENUE FROM LOCAL SOURCES	
6111 Current Real Estate Taxes	87,521,260
6112 Interim Real Estate Taxes	1,145,650
6113 Public Utility Realty Taxes	106,500
6114 Payments in Lieu of Current Taxes - State / Local	11,000
6150 Current Act 511 Taxes - Proportional Assessments	10,515,000
6400 Delinquencies on Taxes Levied / Assessed by the LEA	1,858,500
6500 Earnings on Investments	100,072
6700 Revenues from LEA Activities	157,375
6800 Revenues from Intermediary Sources / Pass-Through Funds	1,231,143
6910 Rentals	41,000
6920 Contributions and Donations from Private Sources	36,825
6940 Tuition from Patrons	143,000
6990 Refunds and Other Miscellaneous Revenue	47,766
REVENUE FROM LOCAL SOURCES	102,915,091
REVENUE FROM STATE SOURCES	
7110 Basic Education Funding	11,192,932
7160 Tuition for Orphans Subsidy	77,500
7271 Special Education funds for School-Aged Pupils	3,449,443
7310 Transportation (Pupil and Nonpublic/CS)	1,875,000
7320 Rental and Sinking Fund Payments / Building Reimbursement Subsidy	1,311,013
7330 Health Services (Medical, Dental, Nurse, Act 25)	153,000
7340 State Property Tax Reduction Allocation	1,812,325
7505 Ready to Learn Block Grant	705,923
7810 State Share of Social Security and Medicare Taxes	2,185,728
7820 State Share of Retirement Contributions	9,060,545
REVENUE FROM STATE SOURCES	31,823,409
REVENUE FROM FEDERAL SOURCES	
8514 NCLB, Title I - Improving the Academic Achievement of the Disadvantaged	689,755
8515 NCLB, Title II - Preparing, Training and Recruiting High Quality Teachers and Principals	157,769
8516 NCLB, Title III - Language Instruction for Limited English Proficient and Immigrant Students	39,704
8810 School-Based Access Medicaid Reimbursement Program (SBAP) Reimbursements (Access)	301,153
8820 Medical Assistance Reimbursement for Administrative Claiming (Quarterly) Program	22,000
REVENUE FROM FEDERAL SOURCES	1,210,381

	<u>Amount</u>
OTHER FINANCING SOURCES	
9400 Sale of or Compensation for Loss of Fixed Assets	3,000
9900 Other Financing Sources Not Listed Elsewhere in the 9000 Series	1,500
OTHER FINANCING SOURCES	4,500
TOTAL ESTIMATED REVENUES AND OTHER SOURCES	135,953,381

AUN: 121392303 East Penn SD

Multi-County Rebalancing Based on Methodology of Section 672.1 of School Code

Printed 5/17/2016 8:52:11 PM

Page - 1 of 3

Act 1 Index (current): 2.8%

Calculation Method:		Rate	
Approx. Tax Revenue from RE Taxes:		\$87,521,260	
Amount of Tax Relief for Homestead Exclusions		<u>\$1,812,325</u>	
Total Approx. Tax Revenue:		\$89,333,585	
Approx. Tax Levy for Tax Rate Calculation:		\$92,790,766	
		Lehigh	Total
<hr/>			
2015-16 Data			
a. Assessed Value		\$5,178,388,500	\$5,178,388,500
b. Real Estate Mills		17.2150	
I. 2016-17 Data			
c. 2014 STEB Market Value		\$4,726,417,161	\$4,726,417,161
d. Assessed Value		\$5,228,031,700	\$5,228,031,700
e. Assessed Value of New Constr/ Renov		\$0	\$0
<hr/>			
2015-16 Calculations			
f. 2015-16 Tax Levy		\$89,145,958	\$89,145,958
(a * b)			
2016-17 Calculations			
g. Percent of Total Market Value		100.00000%	100.00000%
h. Rebalanced 2015-16 Tax Levy		\$89,145,958	\$89,145,958
(f Total * g)			
i. Base Mills Subject to Index		17.2150	
(h / a * 1000) if no reassessment			
(h / (d-e) * 1000) if reassessment			
<hr/>			
Calculation of Tax Rates and Levies Generated			
j. Weighted Avg. Collection Percentage		96.20000%	96.20000%
k. Tax Levy Needed		\$92,790,766	\$92,790,766
(Approx. Tax Levy * g)			
I. 2016-17 Real Estate Tax Rate		17.7487	
(k / d * 1000)			
m. Tax Levy Generated by Mills		\$92,790,766	\$92,790,766
(l / 1000 * d)			
n. Tax Levy minus Tax Relief for Homestead Exclusions			\$90,978,441
(m - Amount of Tax Relief for Homestead Exclusions)			
o. Net Tax Revenue Generated By Mills			\$87,521,260
(n * Est. Pct. Collection)			

Act 1 Index (current): 2.8%

Calculation Method:	Rate	
Approx. Tax Revenue from RE Taxes:	\$87,521,260	
Amount of Tax Relief for Homestead Exclusions	<u>\$1,812,325</u>	
Total Approx. Tax Revenue:	\$89,333,585	
Approx. Tax Levy for Tax Rate Calculation:	\$92,790,766	
	Lehigh	Total

Index Maximums		
p. Maximum Mills Based On Index (i * (1 + Index))	17.6970	
q. Mills In Excess of Index (if (l > p), (l - p))	0.0517	
r. Maximum Tax Levy Based On Index (p / 1000 * d)	\$92,520,477	\$92,520,477
IV. s. Millage Rate within Index? (If l > p Then No)	No	
t. Tax Levy In Excess of Index (if (m > r), (m - r))	\$270,289	\$270,289
u. Tax Revenue In Excess of Index (t * Est. Pct. Collection)	\$260,018	\$260,018

Information Related to Property Tax Relief		
V. Assessed Value Exclusion per Homestead	\$0	
Number of Homestead/Farmstead Properties		
Median Assessed Value of Homestead Properties		\$203,500

Act 1 Index (current): 2.8%

Calculation Method:	Rate
Approx. Tax Revenue from RE Taxes:	\$87,521,260
Amount of Tax Relief for Homestead Exclusions	<u>\$1,812,325</u>
Total Approx. Tax Revenue:	\$89,333,585
Approx. Tax Levy for Tax Rate Calculation:	\$92,790,766
	Lehigh
	Total

State Property Tax Reduction Allocation used for: Homestead Exclusions	\$1,812,325	Lowering RE Tax Rate	\$0	\$1,812,325
Prior Year State Property Tax Reduction Allocation used for: Homestead Exclusions	\$0			\$0
Amount of Tax Relief from State/Local Sources				\$1,812,325

2016-2017 Final General Fund Budget (PDE-2028)				Local Education Agency Tax Data			
LEA : 121392303 East Penn SD				REAL ESTATE, PER CAPITA (SEC. 679), EIT/PIT (ACT 1), LOCAL ENABLING (ACT 511)			
Printed 5/17/2016 8:52:12 PM				Page - 1 of 1			
CODE							
6111 <u>Current Real Estate Taxes</u>							
<u>County Name</u>	<u>Taxable Assessed Value</u>	<u>Real Estate Mills</u>	<u>Tax Levy Generated by Mills</u>	<u>Amount of Tax Relief for Homestead Exclusions</u>	<u>Tax Levy Minus Homestead Exclusions</u>	<u>Percent Collected</u>	<u>Net Tax Revenue Generated By Mills</u>
Lehigh	5,228,031,700	17.7487	92,790,766			96.20000%	
Totals:	5,228,031,700		92,790,766	- 1,812,325 =	90,978,441 X	96.20000% =	87,521,260
				<u>Rate</u>	<u>Estimated Revenue</u>		
6120	<u>Current Per Capita Taxes, Section 679</u>			\$0.00	0		
6140	<u>Current Act 511 Taxes – Flat Rate Assessments</u>			<u>Rate</u>	<u>Add'l Rate (if appl.)</u>	<u>Tax Levy</u>	<u>Estimated Revenue</u>
6141	Current Act 511 Per Capita Taxes			\$0.00	\$0.00	0	0
6142	Current Act 511 Occupation Taxes – Flat Rate			\$0.00	\$0.00	0	0
6143	Current Act 511 Local Services Taxes			\$0.00	\$0.00	0	0
6144	Current Act 511 Trailer Taxes			\$0.00	\$0.00	0	0
6145	Current Act 511 Business Privilege Taxes – Flat Rate			\$0.00	\$0.00	0	0
6146	Current Act 511 Mechanical Device Taxes – Flat Rate			\$0.00	\$0.00	0	0
6149	Current Act 511 Taxes, Other Flat Rate Assessments			\$0.00	\$0.00	0	0
Total Current Act 511 Taxes – Flat Rate Assessments						0	0
6150	<u>Current Act 511 Taxes – Proportional Assessments</u>			<u>Rate</u>	<u>Add'l Rate (if appl.)</u>	<u>Tax Levy</u>	<u>Estimated Revenue</u>
6151	Current Act 511 Earned Income Taxes			0.500%	0.000%	9,125,000	9,125,000
6152	Current Act 511 Occupation Taxes			0.000	0.000	0	0
6153	Current Act 511 Real Estate Transfer Taxes			0.500%	0.000%	1,390,000	1,390,000
6154	Current Act 511 Amusement Taxes			0.000%	0.000%	0	0
6155	Current Act 511 Business Privilege Taxes			0.000	0.000	0	0
6156	Current Act 511 Mechanical Device Taxes – Percentage			0.000%	0.000%	0	0
6157	Current Act 511 Mercantile Taxes			0.000	0.000	0	0
6159	Current Act 511 Taxes, Other Proportional Assessments			0	0	0	0
Total Current Act 511 Taxes – Proportional Assessments						10,515,000	10,515,000
Total Act 511, Current Taxes							10,515,000
Act 511 Tax Limit -->				4,726,417,161 X	12	56,717,006	
				Market Value	Mills	(511 Limit)	

LEA : 121392303 East Penn SD

Tax Function n	Description	Tax Rate Charged in:		Percent Change in Rate	Less than or equal to Index	Index	Additional Tax Rate Charged in:		Percent Change in Rate	Less than or equal to Index
		2015-16 (Rebalanced)	2016-17				2015-16 (Rebalanced)	2016-17		
6111	<u>Current Real Estate Taxes</u> Lehigh	17.2150	17.7487	3.11%	No	2.8%				
6120	Current Per Capita Taxes, Section 679 <u>Current Act 511 Taxes – Flat Rate Assessments</u>					2.8%				
6141	Current Act 511 Per Capita Taxes					2.8%				
6142	Current Act 511 Occupation Taxes - Flat Rate					2.8%				
6143	Current Act 511 Local Services Taxes					2.8%				
6144	Current Act 511 Trailer Taxes					2.8%				
6145	Current Act 511 Business Privilege Taxes - Flat Rate					2.8%				
6146	Current Act 511 Mechanical Device Taxes - Flat Rate					2.8%				
6149	Current Act 511 Taxes, Other Flat Rate Assessments <u>Current Act 511 Taxes – Proportional Assessments</u>					2.8%				
6151	Current Act 511 Earned Income Taxes	0.500%	0.500%	0.00%	Yes	2.8%				
6152	Current Act 511 Occupation Taxes					2.8%				
6153	Current Act 511 Real Estate Transfer Taxes	0.500%	0.500%	0.00%	Yes	2.8%				
6154	Current Act 511 Amusement Taxes					2.8%				
6155	Current Act 511 Business Privilege Taxes					2.8%				
6156	Current Act 511 Mechanical Device Taxes - Percentage					2.8%				
6157	Current Act 511 Mercantile Taxes					2.8%				
6159	Current Act 511 Taxes, Other Proportional Assessments					2.8%				

LEA : 121392303 East Penn SD

Printed 5/17/2016 8:52:13 PM

<u>Description</u>	<u>Amount</u>
1000 Instruction	
1100 Regular Programs - Elementary / Secondary	58,586,806
1200 Special Programs - Elementary / Secondary	19,645,834
1300 Vocational Education	3,627,231
1400 Other Instructional Programs - Elementary / Secondary	580,535
1500 Nonpublic School Programs	21,247
1600 Adult Education Programs	31,569
1700 Higher Education Programs	909,980
Total Instruction	83,403,202
2000 Support Services	
2100 Support Services - Students	4,584,843
2200 Support Services - Instructional Staff	3,823,353
2300 Support Services - Administration	6,131,265
2400 Support Services - Pupil Health	1,687,902
2500 Support Services - Business	1,040,109
2600 Operation and Maintenance of Plant Services	12,590,274
2700 Student Transportation Services	7,688,370
2800 Support Services - Central	1,902,676
2900 Other Support Services	138,736
Total Support Services	39,587,528
3000 Operation of Non-Instructional Services	
3200 Student Activities	1,920,026
3300 Community Services	43,889
Total Operation of Non-Instructional Services	1,963,915
5000 Other Expenditures and Financing Uses	
5100 Debt Service / Other Expenditures and Financing Uses	13,311,971
5900 Budgetary Reserve	4,000,000
Total Other Expenditures and Financing Uses	17,311,971
Total Estimated Expenditures and Other Financing Uses	142,266,616

LEA : 121392303 East Penn SD

Printed 5/17/2016 8:52:14 PM

<u>Description</u>	<u>Amount</u>
1000 Instruction	
1100 <u>Regular Programs - Elementary / Secondary</u>	
100 Personnel Services - Salaries	32,854,245
200 Personnel Services - Employee Benefits	20,251,872
300 Purchased Professional and Technical Services	222,000
400 Purchased Property Services	291,520
500 Other Purchased Services	3,703,823
600 Supplies	1,072,574
700 Property	177,973
800 Other Objects	12,799
Total Regular Programs - Elementary / Secondary	58,586,806
1200 <u>Special Programs - Elementary / Secondary</u>	
100 Personnel Services - Salaries	9,332,079
200 Personnel Services - Employee Benefits	5,035,443
300 Purchased Professional and Technical Services	3,603,835
400 Purchased Property Services	1,500
500 Other Purchased Services	1,554,677
600 Supplies	112,850
800 Other Objects	5,450
Total Special Programs - Elementary / Secondary	19,645,834
1300 <u>Vocational Education</u>	
100 Personnel Services - Salaries	770,762
200 Personnel Services - Employee Benefits	452,162
500 Other Purchased Services	2,391,407
600 Supplies	12,820
800 Other Objects	80
Total Vocational Education	3,627,231
1400 <u>Other Instructional Programs - Elementary / Secondary</u>	
100 Personnel Services - Salaries	405,246
200 Personnel Services - Employee Benefits	152,539
400 Purchased Property Services	8,920
500 Other Purchased Services	9,800
600 Supplies	4,030
Total Other Instructional Programs - Elementary / Secondary	580,535
1500 <u>Nonpublic School Programs</u>	
300 Purchased Professional and Technical Services	21,247
Total Nonpublic School Programs	21,247
1600 <u>Adult Education Programs</u>	
100 Personnel Services - Salaries	20,907
200 Personnel Services - Employee Benefits	8,044
500 Other Purchased Services	1,618
600 Supplies	1,000
Total Adult Education Programs	31,569

LEA : 121392303 East Penn SD

Printed 5/17/2016 8:52:14 PM

<u>Description</u>	<u>Amount</u>
1700 Higher Education Programs	
500 Other Purchased Services	909,980
Total Higher Education Programs	909,980
Total Instruction	83,403,202
2000 Support Services	
2100 Support Services - Students	
100 Personnel Services - Salaries	2,790,394
200 Personnel Services - Employee Benefits	1,705,449
300 Purchased Professional and Technical Services	5,400
400 Purchased Property Services	500
500 Other Purchased Services	10,200
600 Supplies	69,600
800 Other Objects	3,300
Total Support Services - Students	4,584,843
2200 Support Services - Instructional Staff	
100 Personnel Services - Salaries	1,863,884
200 Personnel Services - Employee Benefits	1,211,509
300 Purchased Professional and Technical Services	47,497
400 Purchased Property Services	9,225
500 Other Purchased Services	57,140
600 Supplies	329,175
700 Property	303,113
800 Other Objects	1,810
Total Support Services - Instructional Staff	3,823,353
2300 Support Services - Administration	
100 Personnel Services - Salaries	3,329,347
200 Personnel Services - Employee Benefits	2,325,197
300 Purchased Professional and Technical Services	131,850
400 Purchased Property Services	21,300
500 Other Purchased Services	155,470
600 Supplies	107,201
700 Property	8,550
800 Other Objects	52,350
Total Support Services - Administration	6,131,265
2400 Support Services - Pupil Health	
100 Personnel Services - Salaries	1,063,281
200 Personnel Services - Employee Benefits	523,321
300 Purchased Professional and Technical Services	44,000
400 Purchased Property Services	8,000
500 Other Purchased Services	500
600 Supplies	48,800
Total Support Services - Pupil Health	1,687,902
2500 Support Services - Business	
100 Personnel Services - Salaries	522,103

LEA : 121392303 East Penn SD

Printed 5/17/2016 8:52:14 PM

<u>Description</u>	<u>Amount</u>
200 Personnel Services - Employee Benefits	394,856
300 Purchased Professional and Technical Services	37,100
400 Purchased Property Services	10,100
500 Other Purchased Services	14,200
600 Supplies	45,000
700 Property	2,000
800 Other Objects	14,750
Total Support Services - Business	1,040,109
2600 <u>Operation and Maintenance of Plant Services</u>	
100 Personnel Services - Salaries	5,043,352
200 Personnel Services - Employee Benefits	3,347,689
300 Purchased Professional and Technical Services	196,775
400 Purchased Property Services	1,547,310
500 Other Purchased Services	561,000
600 Supplies	1,826,148
700 Property	62,000
800 Other Objects	6,000
Total Operation and Maintenance of Plant Services	12,590,274
2700 <u>Student Transportation Services</u>	
500 Other Purchased Services	7,688,370
Total Student Transportation Services	7,688,370
2800 <u>Support Services - Central</u>	
100 Personnel Services - Salaries	955,697
200 Personnel Services - Employee Benefits	606,662
300 Purchased Professional and Technical Services	133,475
500 Other Purchased Services	40,692
600 Supplies	64,750
700 Property	101,000
800 Other Objects	400
Total Support Services - Central	1,902,676
2900 <u>Other Support Services</u>	
500 Other Purchased Services	138,736
Total Other Support Services	138,736
Total Support Services	39,587,528
3000 <u>Operation of Non-Instructional Services</u>	
3200 <u>Student Activities</u>	
100 Personnel Services - Salaries	837,512
200 Personnel Services - Employee Benefits	376,450
300 Purchased Professional and Technical Services	179,200
400 Purchased Property Services	42,562
500 Other Purchased Services	255,600
600 Supplies	174,302
700 Property	13,150
800 Other Objects	41,250

LEA : 121392303 East Penn SD

Printed 5/17/2016 8:52:14 PM

<u>Description</u>	<u>Amount</u>
Total Student Activities	1,920,026
3300 <u>Community Services</u>	
100 Personnel Services - Salaries	2,048
200 Personnel Services - Employee Benefits	481
300 Purchased Professional and Technical Services	35,000
400 Purchased Property Services	500
600 Supplies	5,860
Total Community Services	43,889
Total Operation of Non-Instructional Services	1,963,915
5000 Other Expenditures and Financing Uses	
5100 <u>Debt Service / Other Expenditures and Financing Uses</u>	
800 Other Objects	2,171,971
900 Other Uses of Funds	11,140,000
Total Debt Service / Other Expenditures and Financing Uses	13,311,971
5900 <u>Budgetary Reserve</u>	
800 Other Objects	4,000,000
Total Budgetary Reserve	4,000,000
Total Other Expenditures and Financing Uses	17,311,971
TOTAL EXPENDITURES	142,266,616

LEA : 121392303 East Penn SD

Printed 5/17/2016 8:52:14 PM

Cash and Short-Term Investments

	<u>06/30/2016 Estimate</u>	<u>06/30/2017 Projection</u>
General Fund	14,269,000	11,127,680
Public Purpose (Expendable) Trust Fund		
Other Comptroller-Approved Special Revenue Funds		
Athletic / School-Sponsored Extra Curricular Activities Fund		
Capital Reserve Fund - \$ 690, \$1850		
Capital Reserve Fund - \$ 1431	1,571,100	1,445,000
Other Capital Projects Fund		
Debt Service Fund		
Food Service / Cafeteria Operations Fund	500,000	500,000
Child Care Operations Fund		
Other Enterprise Funds		
Internal Service Fund		
Private Purpose Trust Fund		
Investment Trust Fund		
Pension Trust Fund		
Activity Fund		
Other Agency Fund		
Permanent Fund		
Total Cash and Short-Term Investments	16,340,100	13,072,680

Long-Term Investments

	<u>06/30/2016 Estimate</u>	<u>06/30/2017 Projection</u>
General Fund		
Public Purpose (Expendable) Trust Fund		
Other Comptroller-Approved Special Revenue Funds		
Athletic / School-Sponsored Extra Curricular Activities Fund		
Capital Reserve Fund - \$ 690, \$1850		
Capital Reserve Fund - \$ 1431		
Other Capital Projects Fund		
Debt Service Fund		
Food Service / Cafeteria Operations Fund		
Child Care Operations Fund		
Other Enterprise Funds		
Internal Service Fund		
Private Purpose Trust Fund		
Investment Trust Fund		
Pension Trust Fund		
Activity Fund		
Other Agency Fund		

LEA : 121392303 East Penn SD

Printed 5/17/2016 8:52:14 PM

<u>Long-Term Investments</u>	<u>06/30/2016 Estimate</u>	<u>06/30/2017 Projection</u>
Permanent Fund		
Total Long-Term Investments		
TOTAL CASH AND INVESTMENTS	16,340,100	13,072,680

<u>Long-Term Indebtedness</u>	<u>06/30/2016 Estimate</u>	<u>06/30/2017 Projection</u>
General Fund		
0510 Bonds Payable	79,864,000	68,724,000
0520 Extended-Term Financing Agreements Payable		
0530 Lease-Purchase Obligations		
0540 Accumulated Compensated Absences	1,724,000	1,767,000
0550 Authority Lease Obligations		
0560 Other Post-Employment Benefits (OPEB)	4,045,000	5,369,000
0599 Other Long-Term Liabilities	566,000	580,000
Total General Fund	86,199,000	76,440,000
Public Purpose (Expendable) Trust Fund		
0510 Bonds Payable		
0520 Extended-Term Financing Agreements Payable		
0530 Lease-Purchase Obligations		
0540 Accumulated Compensated Absences		
0550 Authority Lease Obligations		
0560 Other Post-Employment Benefits (OPEB)		
0599 Other Long-Term Liabilities		
Total Public Purpose (Expendable) Trust Fund		
Other Comptroller-Approved Special Revenue Funds		
0510 Bonds Payable		
0520 Extended-Term Financing Agreements Payable		
0530 Lease-Purchase Obligations		
0540 Accumulated Compensated Absences		
0550 Authority Lease Obligations		
0560 Other Post-Employment Benefits (OPEB)		
0599 Other Long-Term Liabilities		
Total Other Comptroller-Approved Special Revenue Funds		
Athletic / School-Sponsored Extra Curricular Activities Fund		
0510 Bonds Payable		
0520 Extended-Term Financing Agreements Payable		
0530 Lease-Purchase Obligations		
0540 Accumulated Compensated Absences		
0550 Authority Lease Obligations		
0560 Other Post-Employment Benefits (OPEB)		
0599 Other Long-Term Liabilities		
Total Athletic / School-Sponsored Extra Curricular Activities Fund		
Capital Reserve Fund - \$ 690, \$1850		
0510 Bonds Payable		
0520 Extended-Term Financing Agreements Payable		

LEA : 121392303 East Penn SD

<u>Long-Term Indebtedness</u>	<u>06/30/2016 Estimate</u>	<u>06/30/2017 Projection</u>
0530 Lease-Purchase Obligations		
0540 Accumulated Compensated Absences		
0550 Authority Lease Obligations		
0560 Other Post-Employment Benefits (OPEB)		
0599 Other Long-Term Liabilities		
Total Capital Reserve Fund - \$ 690, \$1850		
Capital Reserve Fund - \$ 1431		
0510 Bonds Payable		
0520 Extended-Term Financing Agreements Payable		
0530 Lease-Purchase Obligations		
0540 Accumulated Compensated Absences		
0550 Authority Lease Obligations		
0560 Other Post-Employment Benefits (OPEB)		
0599 Other Long-Term Liabilities		
Total Capital Reserve Fund - \$ 1431		
Other Capital Projects Fund		
0510 Bonds Payable		
0520 Extended-Term Financing Agreements Payable		
0530 Lease-Purchase Obligations		
0540 Accumulated Compensated Absences		
0550 Authority Lease Obligations		
0560 Other Post-Employment Benefits (OPEB)		
0599 Other Long-Term Liabilities		
Total Other Capital Projects Fund		
Debt Service Fund		
0510 Bonds Payable		
0520 Extended-Term Financing Agreements Payable		
0530 Lease-Purchase Obligations		
0540 Accumulated Compensated Absences		
0550 Authority Lease Obligations		
0560 Other Post-Employment Benefits (OPEB)		
0599 Other Long-Term Liabilities		
Total Debt Service Fund		
Food Service / Cafeteria Operations Fund		
0510 Bonds Payable		
0520 Extended-Term Financing Agreements Payable		
0530 Lease-Purchase Obligations		
0540 Accumulated Compensated Absences	35,000	36,000
0550 Authority Lease Obligations		

<u>Long-Term Indebtedness</u>	<u>06/30/2016 Estimate</u>	<u>06/30/2017 Projection</u>
0560 Other Post-Employment Benefits (OPEB)	2,600	3,400
0599 Other Long-Term Liabilities		
Total Food Service / Cafeteria Operations Fund	37,600	39,400
Child Care Operations Fund		
0510 Bonds Payable		
0520 Extended-Term Financing Agreements Payable		
0530 Lease-Purchase Obligations		
0540 Accumulated Compensated Absences		
0550 Authority Lease Obligations		
0560 Other Post-Employment Benefits (OPEB)		
0599 Other Long-Term Liabilities		
Total Child Care Operations Fund		
Other Enterprise Funds		
0510 Bonds Payable		
0520 Extended-Term Financing Agreements Payable		
0530 Lease-Purchase Obligations		
0540 Accumulated Compensated Absences		
0550 Authority Lease Obligations		
0560 Other Post-Employment Benefits (OPEB)		
0599 Other Long-Term Liabilities		
Total Other Enterprise Funds		
Internal Service Fund		
0510 Bonds Payable		
0520 Extended-Term Financing Agreements Payable		
0530 Lease-Purchase Obligations		
0540 Accumulated Compensated Absences		
0550 Authority Lease Obligations		
0560 Other Post-Employment Benefits (OPEB)		
0599 Other Long-Term Liabilities		
Total Internal Service Fund		
Private Purpose Trust Fund		
0510 Bonds Payable		
0520 Extended-Term Financing Agreements Payable		
0530 Lease-Purchase Obligations		
0540 Accumulated Compensated Absences		
0550 Authority Lease Obligations		
0560 Other Post-Employment Benefits (OPEB)		
0599 Other Long-Term Liabilities		
Total Private Purpose Trust Fund		

LEA : 121392303 East Penn SD

<u>Long-Term Indebtedness</u>	<u>06/30/2016 Estimate</u>	<u>06/30/2017 Projection</u>
Investment Trust Fund		
0510 Bonds Payable		
0520 Extended-Term Financing Agreements Payable		
0530 Lease-Purchase Obligations		
0540 Accumulated Compensated Absences		
0550 Authority Lease Obligations		
0560 Other Post-Employment Benefits (OPEB)		
0599 Other Long-Term Liabilities		
Total Investment Trust Fund		
Pension Trust Fund		
0510 Bonds Payable		
0520 Extended-Term Financing Agreements Payable		
0530 Lease-Purchase Obligations		
0540 Accumulated Compensated Absences		
0550 Authority Lease Obligations		
0560 Other Post-Employment Benefits (OPEB)		
0599 Other Long-Term Liabilities		
Total Pension Trust Fund		
Activity Fund		
0510 Bonds Payable		
0520 Extended-Term Financing Agreements Payable		
0530 Lease-Purchase Obligations		
0540 Accumulated Compensated Absences		
0550 Authority Lease Obligations		
0560 Other Post-Employment Benefits (OPEB)		
0599 Other Long-Term Liabilities		
Total Activity Fund		
Other Agency Fund		
0510 Bonds Payable		
0520 Extended-Term Financing Agreements Payable		
0530 Lease-Purchase Obligations		
0540 Accumulated Compensated Absences		
0550 Authority Lease Obligations		
0560 Other Post-Employment Benefits (OPEB)		
0599 Other Long-Term Liabilities		
Total Other Agency Fund		
Permanent Fund		
0510 Bonds Payable		
0520 Extended-Term Financing Agreements Payable		

LEA : 121392303 East Penn SD

<u>Long-Term Indebtedness</u>	<u>06/30/2016 Estimate</u>	<u>06/30/2017 Projection</u>
0530 Lease-Purchase Obligations		
0540 Accumulated Compensated Absences		
0550 Authority Lease Obligations		
0560 Other Post-Employment Benefits (OPEB)		
0599 Other Long-Term Liabilities		
Total Permanent Fund		
Total Long-Term Indebtedness	86,236,600	76,479,400

LEA : 121392303 East Penn SD

<u>Short-Term Payables</u>	<u>06/30/2016 Estimate</u>	<u>06/30/2017 Projection</u>
General Fund	11,000,000	11,350,000
Public Purpose (Expendable) Trust Fund		
Other Comptroller-Approved Special Revenue Funds		
Athletic / School-Sponsored Extra Curricular Activities Fund		
Capital Reserve Fund - § 690, §1850		
Capital Reserve Fund - § 1431		
Other Capital Projects Fund		
Debt Service Fund		
Food Service / Cafeteria Operations Fund		
Child Care Operations Fund		
Other Enterprise Funds		
Internal Service Fund		
Private Purpose Trust Fund		
Investment Trust Fund		
Pension Trust Fund		
Activity Fund		
Other Agency Fund		
Permanent Fund		
Total Short-Term Payables	11,000,000	11,000,000
TOTAL INDEBTEDNESS	97,236,600	87,829,400

Account Description	Amounts
0810 Nonspendable Fund Balance	
0820 Restricted Fund Balance	
0830 Committed Fund Balance	
0840 Assigned Fund Balance	
0850 Unassigned Fund Balance	1,526,724
Total Ending Fund Balance - Committed, Assigned, and Unassigned	1,526,724
5900 Budgetary Reserve	4,000,000
Total Estimated Ending Committed, Assigned, and Unassigned Fund Balance and Budgetary Reserve	5,526,724

East Penn School District
General Fund Proposed Budget
Includes 3.10% Tax Increase

	<u>ACTUAL</u> <u>2014-2015</u>	<u>BUDGET</u> <u>2015-2016</u>	<u>BUDGET</u> <u>2016-2017</u>	<u>%</u> <u>CHANGE</u>
BEGINNING UNASSIGNED FUND BALANCE	\$12,180,200	\$10,254,376	\$7,739,959	-24.5%
BEGINNING COMMITTED FUND BALANCE	<u>\$1,225,617</u>	<u>\$625,147</u>	<u>\$100,000</u>	-84.0%
TOTAL BEGINNING FUND BALANCE	\$13,405,817	\$10,879,523	\$7,839,959	-27.9%
REVENUE				
6000 Local Sources	\$96,143,144	\$99,074,486	\$102,915,091	3.9%
7000 State Sources	\$27,855,334	\$29,895,639	\$31,823,409	6.4%
8000 Federal Sources	\$1,207,235	\$1,070,467	\$1,210,381	13.1%
9000 Other Financing Sources	<u>\$15,067</u>	<u>\$578,000</u>	<u>\$4,500</u>	-99.2%
TOTAL REVENUE AND OTHER FINANCING SOURCES	\$125,220,780	\$130,618,592	\$135,953,381	4.1%
EXPENDITURES				
1000 Instruction	\$75,381,018	\$79,951,609	\$83,403,202	4.3%
2000 Support Services	\$36,391,038	\$37,678,132	\$39,587,528	5.1%
3000 Operation of Noninstructional Services	\$1,795,026	\$1,867,293	\$1,963,915	5.2%
4000 Facilities Acquisition, Construction & Improve	\$0	\$0	\$0	
5000 Other Financing Uses	<u>\$13,601,145</u>	<u>\$21,892,102</u>	<u>\$17,311,971</u>	-20.9%
TOTAL EXPENDITURES AND OTHER FINANCING USES	\$127,168,227	\$141,389,136	\$142,266,616	0.6%
ENDING UNCOMMITTED FUND BALANCE	\$10,833,223	\$108,979	\$1,526,724	1300.9%
Total Exp. (excluding Budgetary Reserve)	\$127,168,227	\$135,322,746	\$138,266,616	2.2%
Rev. - Exp. (excluding Budgetary Reserve)	<u>(\$1,947,447)</u>	<u>(\$4,704,154)</u>	<u>(\$2,313,235)</u>	-50.8%
ENDING UNASSIGNED FUND BALANCE (If Budgetary Reserve is not Spent)	\$10,833,223	\$6,175,369	\$5,526,724	-10.5%
ENDING UNASSIGNED FUND BALANCE	<u>\$625,147</u>	<u>\$0</u>	<u>\$0</u>	
TOTAL ENDING FUND BALANCE (If Budgetary Reserve is not Spent)	\$11,458,370	\$6,175,369	\$5,526,724	-10.5%

EAST PENN SCHOOL DISTRICT REVENUE COMPARISON

SOURCE	<u>ACTUAL</u> <u>2014-2015</u>	<u>BUDGET</u> <u>2015-2016</u>	<u>BUDGET</u> <u>2016-2017</u>	<u>%</u> <u>CHANGE</u>
ASSESSMENTS (\$) JULY 1	5,147,372,200	5,178,388,500	5,228,031,700	1.0%
MILLAGE PER \$1,000 ASSESSMENT	16.1259	17.2150	17.7487	3.10%
TAX BILLING AT JULY 1 (before exclusions)	83,972,426	87,333,633	89,333,585	2.3%
PERCENT COLLECTION	96.39%	96.20%	96.20%	0.0%
<u>6000 LOCAL SOURCES</u>				
6111 Current Real Estate Tax	80,942,674	84,014,955	87,521,260	4.2%
6112 Interim Real Estate Tax	521,662	1,106,000	1,145,650	3.6%
6113 Public Utility Realty Tax	111,475	111,500	106,500	-4.5%
6114 Payments In Lieu Of Taxes	11,017	11,100	11,000	-0.9%
6151 Earned Income Tax (Act 511)	8,835,358	8,902,500	9,125,000	2.5%
6153 Real Estate Transfer Taxes (Act 511)	1,557,320	1,350,000	1,390,000	3.0%
6411 Delinquent Real Estate Tax	2,357,081	1,800,000	1,850,000	2.8%
6151 Delinquent Earned Income Tax (Act 511)	10,777	15,000	8,500	-43.3%
6510 Interest on Investments	83,656	100,072	100,072	0.0%
6710 Admissions	57,495	63,530	61,200	-3.7%
6740 Fees	88,655	86,675	89,475	3.2%
6790 Other Student Activity Income	6,395	7,257	6,700	-7.7%
6831 Federal Other Rev. From Other LEA's	12,835	12,835	10,420	-18.8%
6832 Federal IDEA Rev. From Other LEA's	1,202,107	1,202,107	1,220,723	1.5%
6910 Rentals	83,969	72,335	41,000	-43.3%
6920 Contributions/Donations Private	37,921	28,270	36,825	30.3%
6942 Tuition - Summer School	52,005	43,000	52,000	20.9%
6943 Tuition - Adult Education	20,239	30,000	22,000	-26.7%
6944 Tuition From Other LEA's in PA	5,351	6,000	6,000	0.0%
6949 Tuition - Other	63,770	62,000	63,000	1.6%
6990 Miscellaneous Revenue	<u>81,382</u>	<u>49,350</u>	<u>47,766</u>	-3.2%
TOTAL LOCAL SOURCES	96,143,144	99,074,486	102,915,091	3.9%
<u>7000 STATE SOURCES</u>				
7110 Basic Instructional Subsidy	10,656,281	11,042,676	11,192,932	1.4%
7140 Charter School Reimbursement	0	0	0	
7160 Tuition - Sec. 1305 & 1306	80,958	76,576	77,500	1.2%
7250 Migratory Children	0	0	0	
7271 Special Education	3,174,622	3,182,278	3,449,443	8.4%
7310 Transportation	1,937,820	1,800,000	1,875,000	4.2%
7320 Rentals & Sinking Fund Payments	1,492,901	1,637,834	1,311,013	-20.0%
7330 Health Services	154,542	158,000	153,000	-3.2%
7340 State Property Tax Reduction Allocation	1,792,484	1,812,325	1,812,325	0.0%

EAST PENN SCHOOL DISTRICT

REVENUE COMPARISON

7000 STATE SOURCES (continued)

7500's Extra Grants	532,997	532,997	705,923	32.4%
7810 Revenue for Social Security	2,070,705	2,173,983	2,185,728	0.5%
7820 Revenue for Retirement Payments	<u>5,962,024</u>	<u>7,478,970</u>	<u>9,060,545</u>	21.1%
TOTAL STATE SOURCES	27,855,334	29,895,639	31,823,409	6.4%

8000 FEDERAL SOURCES

8514 Title I Low Income	761,800	735,994	689,755	-6.3%
8515 Title II Improving Teacher Quality/Tech.	165,850	158,697	157,769	-0.6%
8516 Title III LEP	35,767	40,491	39,704	-1.9%
8810 ACCESS Funds	221,453	122,000	301,153	146.8%
8820 ACCESS Med. Assist. Admin. Reimb.	<u>22,365</u>	<u>13,285</u>	<u>22,000</u>	65.6%
TOTAL FEDERAL SOURCES	1,207,235	1,070,467	1,210,381	13.1%

9000 OTHER FINANCING SOURCES

9300 Interfund Transfers	0	0	0	
9400 Sale of Fixed Assets	3,500	578,000	3,000	-99.5%
9900 Insurance Recoveries	<u>11,567</u>	<u>0</u>	<u>1,500</u>	
TOTAL OTHER FINANCING SOURCES	15,067	578,000	4,500	-99.2%

TOTAL REVENUE	125,220,780	130,618,592	135,953,381	4.1%
---------------	-------------	-------------	-------------	------

East Penn School District

Category Analysis

2016-17 Proposed Budget

	2014/15 BUDGETED	2014/15 ACTUAL	2015/16 BUDGETED	2015/16 ESTIMATED	2016/17 PROJECTED
<u>SALARIES</u>					
INSTRUCTION	41,362,100	41,106,949	42,309,986	42,110,000	43,195,713
ADMINISTRATIVE	3,752,675	3,720,011	3,810,825	3,810,825	3,842,419
CUSTODIAL	4,553,076	4,498,830	4,697,461	4,715,000	4,788,902
SUPPORT	7,387,371	7,343,978	7,785,005	7,785,005	7,906,613
TAX COLLECTORS	56,400	56,996	56,630	56,630	57,210
	57,111,622	56,726,764	58,659,907	58,477,460	59,790,857
<u>BENEFITS</u>					
HEALTH INSURANCE	12,589,479	12,389,017	12,599,306	12,599,306	12,798,401
SOC. SEC./RETIRE./W.C.	16,904,907	16,641,019	19,915,509	19,853,500	22,971,044
TUITION REIMB.	578,250	360,227	497,810	400,000	410,600
OTHER	229,553	213,265	209,128	209,128	211,629
	30,302,189	29,603,528	33,221,753	33,061,934	36,391,674
TOTAL SALARY & BENEFITS	87,413,811	86,330,292	91,881,660	91,539,394	96,182,531
<u>OTHER</u>					
I.U. (ED. & THERAPY PORTION)	3,668,501	3,564,624	3,814,383	3,500,000	3,546,782
OTHER PURCH. PROF./TECH. SERV.	1,071,514	783,455	860,431	860,431	1,055,380
DISPOSAL/CUST. SERVICES	144,500	103,418	116,750	116,750	118,700
FUEL & UTILITIES	2,164,869	2,093,736	2,148,978	2,135,000	2,256,008
EQUIP. MNT./COPIES/LEASES	1,181,120	1,063,700	897,783	897,783	922,627
STUDENT TRANSPORTATION	7,234,925	7,710,243	7,479,628	7,750,000	7,907,715
INSURANCE	414,520	430,888	442,350	442,350	446,475
COMMUNICATIONS/ADV./PRINTING	403,559	358,602	370,529	385,000	399,038
CHARTER SCHOOLS	3,816,800	3,857,397	4,259,490	4,259,490	4,451,530
CAREER & TECH. INST.	2,200,632	2,166,695	2,265,280	2,242,005	2,389,207
COMMUNITY COLLEGE	917,966	917,966	911,252	911,252	909,980
APS/PRRI(IN-STATE)/DETENTION CTR.	606,000	409,257	505,500	505,500	543,525
OTHER SCHOOLS	114,160	286,547	136,000	136,000	207,425
TRAVEL REIMBURSEMENT	144,989	94,017	127,676	127,676	134,199
IU PURCH. NON-INSTR. SERV.	136,703	135,108	135,104	134,804	137,236
OTHER PURCH. SERVICES	21,700	22,593	24,550	21,500	22,100
SUPPLIES/BOOKS/SOFTWARE	2,722,017	2,477,113	2,365,312	2,350,000	2,518,212
EQUIPMENT	475,670	644,257	632,682	580,000	667,786
MISC.	171,731	168,382	161,696	161,696	178,189
Total Other	27,611,876	27,287,998	27,655,374	27,517,237	28,812,114
DEBT SERVICE	15,160,524	13,549,937	15,210,712	14,810,000	13,271,971
CAPITAL RESERVE FUND TRANSFER	326,380	-	575,000	546,250	-
	15,486,904	13,549,937	15,785,712	15,356,250	13,271,971
SUBTOTAL	130,512,591	127,168,227	135,322,746	134,412,881	138,266,616
BUDGETARY RESERVE - 5% of Subtotal	6,509,311	-	6,066,390	-	4,000,000
GRAND TOTAL	137,021,902	127,168,227	141,389,136	134,412,881	142,266,616

**East Penn School District
2016-17 Proposed Budget
Summary of Major Functions and Objects**

FUNCTION AND OBJECT	<u>ACTUAL 2014-2015</u>	<u>BUDGET 2015-2016</u>	<u>BUDGET 2016-2017</u>	<u>% CHANGE</u>
<u>1100 REGULAR INSTRUCTION</u>				
100 Personnel Services - Salaries	31,228,440	32,409,577	32,854,245	1.4%
200 Personnel Services - Benefits	16,644,154	18,698,238	20,251,872	8.3%
300 Purchased Professional Services	209,586	221,200	222,000	0.4%
400 Purchased Services	376,978	263,688	291,520	10.6%
500 Other Purchased Services	3,205,325	3,599,708	3,703,823	2.9%
600 Supplies	1,127,707	1,029,105	1,072,574	4.2%
700 Equipment	69,823	75,190	177,973	136.7%
800 Other Objects	<u>10,383</u>	<u>8,730</u>	<u>12,799</u>	46.6%
TOTAL REGULAR INSTRUCTION	52,872,396	56,305,436	58,586,806	4.1%
<u>1200 SPECIAL PROGRAMS INSTRUCTION</u>				
100 Personnel Services - Salaries	8,759,132	8,987,998	9,332,079	3.8%
200 Personnel Services - Benefits	3,897,112	4,402,548	5,035,443	14.4%
300 Purchased Professional Services	3,584,898	3,805,928	3,603,835	-5.3%
400 Purchased Services	6,117	1,500	1,500	0.0%
500 Other Purchased Services	1,383,607	1,350,632	1,554,677	15.1%
600 Supplies	105,441	73,100	112,850	54.4%
700 Equipment	15,344	0	0	
800 Other Objects	<u>3,091</u>	<u>2,800</u>	<u>5,450</u>	94.6%
TOTAL SPECIAL INSTRUCTION	17,754,742	18,624,506	19,645,834	5.5%
<u>1300 VOCATIONAL ED. PROGRAMS</u>				
100 Personnel Services - Salaries	708,404	766,176	770,762	0.6%
200 Personnel Services - Benefits	337,094	408,474	452,162	10.7%
400 Purchased Services	0	0	0	
500 Other Purchased Services	2,167,436	2,265,280	2,391,407	5.6%
600 Supplies	14,518	19,428	12,820	-34.0%
700 Equipment	0	0	0	
800 Other Objects	<u>80</u>	<u>1,180</u>	<u>80</u>	-93.2%
TOTAL VOCATIONAL INSTRUCTION	3,227,532	3,460,538	3,627,231	4.8%
<u>1400 OTHER INSTRUCTIONAL PROGRAMS</u>				
100 Personnel Services - Salaries	386,714	405,921	405,246	-0.2%
200 Personnel Services - Benefits	126,089	159,068	152,539	-4.1%
400 Purchased Services	9,769	8,920	8,920	0.0%
500 Other Purchased Services	23,917	9,800	9,800	0.0%
600 Supplies	<u>2,644</u>	<u>3,832</u>	<u>4,030</u>	5.2%
TOTAL OTHER INSTR. PROGRAMS	549,133	587,541	580,535	-1.2%
<u>1500 NONPUBLIC SCHOOL PROGRAMS</u>				
300 Purchased Professional Services	36,484	37,255	21,247	-43.0%
600 Supplies	<u>0</u>	<u>250</u>	<u>0</u>	-100.0%
TOTAL NONPUBLIC SCHOOL PROGRAMS	36,484	37,505	21,247	-43.3%
<u>1600 ADULT EDUCATION PROGRAMS</u>				
100 Personnel Services - Salaries	19,899	19,127	20,907	9.3%
200 Personnel Services - Benefits	2,866	3,086	8,044	160.7%

**East Penn School District
2016-17 Proposed Budget
Summary of Major Functions and Objects**

FUNCTION AND OBJECT	<u>ACTUAL</u> <u>2014-2015</u>	<u>BUDGET</u> <u>2015-2016</u>	<u>BUDGET</u> <u>2016-2017</u>	<u>%</u> <u>CHANGE</u>
500 Other Purchased Services	0	1,618	1,618	0.0%
600 Supplies	<u>0</u>	<u>1,000</u>	<u>1,000</u>	0.0%
TOTAL ADULT ED. PROGRAMS	22,765	24,831	31,569	27.1%
 <u>1700 COMM./JR. COLLEGE INSTRUCTION</u>				
500 Other Purchased Services	917,966	911,252	909,980	-0.1%
 <u>2100 SUPPORT SERV. PUPIL PERSONNEL</u>				
100 Personnel Services - Salaries	2,794,602	2,788,168	2,790,394	0.1%
200 Personnel Services - Benefits	1,488,781	1,642,398	1,705,449	3.8%
300 Purchased Professional Services	9,120	4,017	5,400	34.4%
400 Purchased Services	950	500	500	0.0%
500 Other Purchased Services	10,853	9,800	10,200	4.1%
600 Supplies	80,812	58,627	69,600	18.7%
700 Equipment	4,420	0	0	
800 Other Objects	<u>2,019</u>	<u>2,900</u>	<u>3,300</u>	13.8%
TOTAL SUPPORT SERV. PUPIL PERSON	4,391,557	4,506,410	4,584,843	1.7%
 <u>2200 SUPPORT SERV. - INSTR. STAFF</u>				
100 Personnel Services - Salaries	1,676,775	1,814,203	1,863,884	2.7%
200 Personnel Services - Benefits	923,621	1,089,737	1,211,509	11.2%
300 Purchased Professional Services	41,283	63,086	47,497	-24.7%
400 Purchased Services	7,636	9,650	9,225	-4.4%
500 Other Purchased Services	57,001	60,470	57,140	-5.5%
600 Supplies	267,222	325,974	329,175	1.0%
700 Equipment	439,363	437,530	303,113	-30.7%
800 Other Objects	<u>1,299</u>	<u>1,910</u>	<u>1,810</u>	-5.2%
TOTAL SUPPORT SERV. - INSTRUCTION	3,414,200	3,802,560	3,823,353	0.5%
 <u>2300 SUPPORT SERV. - ADMINISTRATION</u>				
100 Personnel Services - Salaries	3,208,884	3,295,595	3,329,347	1.0%
200 Personnel Services - Benefits	1,932,849	2,084,316	2,325,197	11.6%
300 Purchased Professional Services	100,357	133,550	131,850	-1.3%
400 Purchased Services	20,002	13,100	21,300	62.6%
500 Other Purchased Services	140,460	149,150	155,470	4.2%
600 Supplies	81,019	87,482	107,201	22.5%
700 Equipment	5,350	2,751	8,550	210.8%
800 Other Objects	<u>41,196</u>	<u>45,591</u>	<u>52,350</u>	14.8%
TOTAL SUPPORT SERV. - ADMIN.	5,530,117	5,811,535	6,131,265	5.5%
 <u>2400 SUPPORT SERV. - PUPIL HEALTH</u>				
100 Personnel Services - Salaries	981,666	1,001,763	1,063,281	6.1%
200 Personnel Services - Benefits	400,136	453,547	523,321	15.4%
300 Purchased Professional Services	15,383	20,000	44,000	120.0%
400 Purchased Services	3,686	8,000	8,000	0.0%
500 Other Purchased Services	221	500	500	0.0%
600 Supplies	30,793	41,800	48,800	16.7%
700 Equipment	<u>0</u>	<u>0</u>	<u>0</u>	

East Penn School District
2016-17 Proposed Budget
Summary of Major Functions and Objects

FUNCTION AND OBJECT	<u>ACTUAL</u> <u>2014-2015</u>	<u>BUDGET</u> <u>2015-2016</u>	<u>BUDGET</u> <u>2016-2017</u>	<u>%</u> <u>CHANGE</u>
TOTAL SUPPORT SERV. - PUPIL HEALTH	1,431,885	1,525,610	1,687,902	10.6%
<u>2500 SUPPORT SERV. - BUSINESS</u>				
100 Personnel Services - Salaries	531,178	502,963	522,103	3.8%
200 Personnel Services - Benefits	350,230	362,344	394,856	9.0%
300 Purchased Professional Services	37,114	36,900	37,100	0.5%
400 Purchased Services	10,456	10,100	10,100	0.0%
500 Other Purchased Services	10,312	15,100	14,200	-6.0%
600 Supplies	41,626	45,435	45,000	-1.0%
700 Equipment	789	2,500	2,000	-20.0%
800 Other Objects	<u>15,569</u>	<u>9,900</u>	<u>14,750</u>	49.0%
TOTAL SUPPORT SERV. - BUSINESS	997,274	985,242	1,040,109	5.6%
<u>2600 OPERATION & MNT. OF PLANT SERVICES</u>				
100 Personnel Services - Salaries	4,723,860	4,953,421	5,043,352	1.8%
200 Personnel Services - Benefits	2,713,898	3,058,876	3,347,689	9.4%
300 Purchased Professional Services	90,593	100,500	196,775	95.8%
400 Purchased Services	1,523,736	1,544,675	1,547,310	0.2%
500 Other Purchased Services	518,202	555,700	561,000	1.0%
600 Supplies	1,722,712	1,707,678	1,826,148	6.9%
700 Equipment	29,089	19,000	62,000	226.3%
800 Other Objects	<u>5,506</u>	<u>5,500</u>	<u>6,000</u>	9.1%
TOTAL OPER. & MNT. OF PLANT SERV.	11,327,596	11,945,350	12,590,274	5.4%
<u>2700 STUDENT TRANSPORTATION SERVICES</u>				
500 Other Purchased Services	7,502,515	7,274,678	7,688,370	5.7%
700 Equipment	<u>0</u>	<u>0</u>	<u>0</u>	
TOTAL STUDENT TRANSPORTATION	7,502,515	7,274,678	7,688,370	5.7%
<u>2800 SUPPORT SERVICES - CENTRAL</u>				
100 Personnel Services - Salaries	917,319	935,068	955,697	2.2%
200 Personnel Services - Benefits	515,923	557,769	606,662	8.8%
300 Purchased Professional Services	71,598	80,192	133,475	66.4%
400 Purchased Services	309	0	0	
500 Other Purchased Services	28,729	19,853	40,692	105.0%
600 Supplies	58,698	51,495	64,750	25.7%
700 Equipment	66,152	41,461	101,000	143.6%
800 Other Objects	<u>544</u>	<u>805</u>	<u>400</u>	-50.3%
TOTAL SUPPORT SERV. - CENTRAL	1,659,272	1,686,643	1,902,676	12.8%
<u>2900 OTHER SUPPORT SERVICES</u>				
500 Other Purchased Services	136,622	140,104	138,736	-1.0%
<u>3200 STUDENT ACTIVITIES</u>				
100 Personnel Services - Salaries	787,241	775,553	837,512	8.0%
200 Personnel Services - Benefits	270,270	300,710	376,450	25.2%
300 Purchased Professional Services	173,201	186,100	179,200	-3.7%
400 Purchased Services	45,213	60,750	42,562	-29.9%

**East Penn School District
2016-17 Proposed Budget
Summary of Major Functions and Objects**

FUNCTION AND OBJECT	<u>ACTUAL 2014-2015</u>	<u>BUDGET 2015-2016</u>	<u>BUDGET 2016-2017</u>	<u>% CHANGE</u>
500 Other Purchased Services	251,689	244,800	255,600	4.4%
600 Supplies	187,277	154,598	174,302	12.7%
700 Equipment	13,926	54,250	13,150	-75.8%
800 Other Objects	<u>36,236</u>	<u>42,380</u>	<u>41,250</u>	-2.7%
TOTAL STUDENT ACTIVITIES	1,765,053	1,819,141	1,920,026	5.5%
<u>3300 COMMUNITY SERVICES</u>				
100 Personnel Services - Salaries	2,651	4,374	2,048	-53.2%
200 Personnel Services - Benefits	505	642	481	-25.1%
300 Purchased Professional Services	12,921	35,000	35,000	0.0%
400 Purchased Services	500	500	500	0.0%
600 Supplies	<u>12,146</u>	<u>7,636</u>	<u>5,860</u>	-23.3%
TOTAL COMMUNITY SERVICES	28,723	48,152	43,889	-8.9%
<u>3400 SCHOLARSHIPS AND AWARDS</u>				
800 Other Objects	<u>1,250</u>	<u>0</u>	<u>0</u>	
<u>5100 DEBT SERVICE/OTHER EXP. & FIN. USES</u>				
800 Other Objects	1,971,145	2,670,712	2,171,971	-18.7%
900 Other Financing Uses	<u>11,630,000</u>	<u>12,580,000</u>	<u>11,140,000</u>	-11.4%
TOTAL DEBT SERVICE	13,601,145	15,250,712	13,311,971	-12.7%
<u>5200 FUND TRANSFERS</u>				
900 Other Financing Uses	<u>0</u>	<u>575,000</u>	<u>0</u>	-100.0%
<u>5900 BUDGETARY RESERVE</u>				
800 Other Objects	<u>0</u>	<u>6,066,390</u>	<u>4,000,000</u>	-34.1%
TOTAL APPROPRIATIONS	<u>127,168,227</u>	<u>141,389,136</u>	<u>142,266,616</u>	0.6%

East Penn School District
Summary of Changes to Preliminary Budget
May 23, 2016

<u>Date</u>	<u>Description</u>	<u>Increase (Decrease)</u>
	<u>Revenue</u>	
01/11/16		137,064,869
	PSERS Subsidy	13,601
	Reduce Millage to 3.10%	(1,419,500)
	Social Security Subsidy	(6,621)
	Rental Subsidy	(319,534)
	Basic Ed Subsidy	49,125
	Ready to Learn Grant	158,985
05/09/16	Special Ed Subsidy	60,646
	Basic Ed Subsidy	109,882
	Special Ed Subsidy	250,896
	Ready to Learn Grant	13,941
	Social Security Subsidy	10,463
	PSERS Subsidy	42,342
05/23/16	Social Security Subsidy	(55,538)
	PSERS Subsidy	<u>(20,176)</u>
Total Change		(1,111,488)
05/23/16		<u>135,953,381</u>

**East Penn School District
Summary of Changes to Preliminary Budget
May 23, 2016**

Expenditures

01/11/16		144,904,828
	Admin Salaries	18,874
	PSERS	5,796
	Social Security	1,415
	CLIU	2,236
	LCTI	(4,659)
	Autistic Sppt - IU	44,000
	Emotional Sppt - Tuition	48,000
	Emotional Sppt - IU	18,890
	Debt Service	(2,112,806)
04/13/16	Alburtis 2nd Grade Teacher	80,000
	School Resource Officer	100,000
	Special Ed Teacher - Autistic	100,000
	Middle School ESL Teacher	80,000
	Asst. Principal - Elementary	110,000
	Science Texts	95,000
	Student Computers	100,000
	Budgetary Reserve	(421,159)
05/23/16	School Resource Officer	
	Asst. Principal - Elementary	(110,000)
	Science Texts	(50,000)
	Student Computers	(50,000)
	School Budget Restoration	(84,735)
	Department Budget Restoration	(100,000)
	Retirement Breakage	(509,064)
Total Change		(2,638,212)
05/23/16		<u>142,266,616</u>

Fund Balance Usage (Includes Budgetary Reserve)

Beg FB		7,839,959
01/11/16	(3,418,800)	
Net Change	<u>1,105,565</u>	.
05/23/16		(2,313,235)
Ending FB		<u>5,526,724</u>

East Penn School District Analysis of Fund Balance Usage

Description	2014-15 Budget	2014-15 Actual	2015-16 Budget	2015-16 Estimated	2016-17 Proposed	2017-18 Projected	2018-19 Projected	2019-20 Projected	2020-21 Projected
Local Revenue	95,833,169	96,143,149	99,074,486	99,442,078	102,915,091	107,469,070	112,032,789	116,134,134	120,387,412
State Revenue	27,845,653	27,855,334	29,895,639	30,101,017	31,823,409	32,907,688	33,667,311	34,702,099	35,182,647
Federal Revenue/Other Sources	1,181,487	1,222,302	1,648,467	1,648,467	1,214,881	1,214,881	1,214,881	1,214,881	1,214,884
Total Revenue	<u>124,860,309</u>	<u>125,220,785</u>	<u>130,618,592</u>	<u>131,191,562</u>	<u>135,953,381</u>	<u>141,591,639</u>	<u>146,914,981</u>	<u>152,051,114</u>	<u>156,784,943</u>
Salaries	\$ 57,111,622	\$ 56,726,764	\$ 58,632,240	\$ 58,477,460	\$ 59,602,013	\$ 61,111,726	\$ 62,625,087	\$ 64,177,764	\$ 65,771,032
Benefits	30,302,189	29,603,530	33,212,158	33,071,849	36,320,518	37,859,533	39,867,226	41,767,733	42,682,112
D/W Instructional Services	13,636,749	13,271,115	13,627,347	13,597,259	14,024,903	14,534,741	15,065,729	15,618,814	16,194,992
D/W Non-Instructional Services	20,484,438	14,016,886	20,135,112	13,676,810	18,592,211	18,887,978	19,190,103	19,498,731	19,814,007
District Priorities - Initiatives	-	-	-	-	455,000	372,600	385,641	399,138	413,108
Capital Reserve Fund Transfer	326,380	-	575,000	575,000	-	-	1,000,000	1,000,000	1,000,000
Debt Service	<u>15,160,524</u>	<u>13,549,937</u>	<u>15,207,279</u>	<u>14,530,000</u>	<u>13,271,971</u>	<u>13,151,993</u>	<u>10,169,985</u>	<u>10,238,227</u>	<u>10,247,487</u>
Total Expenditures	<u>\$ 137,021,902</u>	<u>\$ 127,168,232</u>	<u>\$ 141,389,136</u>	<u>\$ 133,928,378</u>	<u>\$ 142,266,616</u>	<u>\$ 145,918,571</u>	<u>\$ 148,303,771</u>	<u>\$ 152,700,407</u>	<u>\$ 156,122,739</u>
Less: Budgetary Reserve	\$ (6,509,311)	\$ -	\$ (6,066,390)	\$ -	\$ (4,000,000)	\$ (4,000,000)	\$ (4,000,000)	\$ (4,000,000)	\$ (4,000,000)
Anticipated Expenditures	<u>\$ 130,512,591</u>	<u>\$ 127,168,232</u>	<u>\$ 135,322,746</u>	<u>\$ 133,928,378</u>	<u>\$ 138,266,616</u>	<u>\$ 141,918,571</u>	<u>\$ 144,303,771</u>	<u>\$ 148,700,407</u>	<u>\$ 152,122,739</u>
Revenue - Anticipated Expenditures	(5,652,282)	(1,947,447)	(4,704,154)	(2,736,816)	(2,313,235)	(326,932)	2,611,210	3,350,706	4,662,204
Fund Balance Required to Balance Budget									
Also Known as Structural Surplus (Deficit)									
Beginning Unreserved Fund Balance	\$11,680,706	\$12,155,523	\$10,254,376	\$10,833,223	\$7,739,959	\$5,526,724	\$5,199,792	\$7,811,002	\$11,161,708
Beginning Reserved Fund Balance	<u>1,250,294</u>	<u>1,250,294</u>	<u>625,147</u>	<u>625,147</u>	<u>100,000</u>	<u>-</u>	<u>-</u>	<u>-</u>	<u>-</u>
Ending Fund Balance	<u>7,278,718</u>	<u>11,458,370</u>	<u>6,175,369</u>	<u>8,721,554</u>	<u>5,526,724</u>	<u>5,199,792</u>	<u>7,811,002</u>	<u>11,161,708</u>	<u>15,823,912</u>
Fund Balance Percent of Anticipated Expenditures	5.58%	9.01%	4.56%	6.51%	4.00%	3.66%	5.41%	7.51%	10.40%
Fund Balance Percent of Total Expenditures	5.31%	9.01%	4.37%	6.51%	3.88%	3.56%	5.27%	7.31%	10.14%

EAST PENN SCHOOL DISTRICT
Notice of Intent to Seek Approval of Referendum Exceptions

Notice is given that the East Penn School District intends to seek approval of the Pennsylvania Department of Education ("PDE") of specific referendum exceptions as follows under Section 333 of the Taxpayer Relief Act, Act 1 of Special Session 2006 ("Act 1") as amended by Act 25 of 2011:

Special Education 333 (f)(2)(v)
Retirement Contributions 333(n)

Debra A. Surdoval, Treasurer

PRELIMINARY GENERAL FUND BUDGET


Fiscal Year 2016-2017

General Fund Budget Approval

Date of Adoption of the General Fund Budget: 01/11/2016

_____
President of the Board - Original Signature RequiredJanuary 11, 2016

Date_____
Secretary of the Board - Original Signature RequiredJanuary 11, 2016

Date_____
Chief School Administrator - Original Signature RequiredJanuary 11, 2016

Date

Ellen M Price

Contact Person

(610)966-8308

Extn : _____

Telephone_____
Extension

EPrice@eastpennsd.org

Email Address

<u>ITEM</u>	<u>AMOUNTS</u>
Estimated Beginning Unreserved Fund Balance Available for Appropriation and Reserves Scheduled For Liquidation During The Fiscal Year	
Nonspendable Fund Balance	
Restricted Fund Balance	
Committed Fund Balance	100,000
Assigned Fund Balance	7,739,959
Unassigned Fund Balance	
Total Estimated Beginning Unreserved Fund Balance Available for Appropriation and Reserves Scheduled For Liquidation During The Fiscal Year	<u>7,839,959</u>
Estimated Revenues And Other Financing Sources	
6000 Revenue from Local Sources	106,146,916
7000 Revenue from State Sources	29,703,072
8000 Revenue from Federal Sources	1,210,381
9000 Other Financing Sources	4,500
Total Estimated Revenues And Other Financing Sources	<u>137,064,869</u>
Total Estimated Fund Balance, Revenues, and Other Financing Sources Available for Appropriation	<u>144,904,828</u>

LEA : 121392303 East Penn SD

Printed 12/17/2015 12:41:45 PM

	<u>Amount</u>
REVENUE FROM LOCAL SOURCES	
6111 Current Real Estate Taxes	90,753,086
6112 Interim Real Estate Taxes	1,145,650
6113 Public Utility Realty Taxes	106,500
6114 Payments in Lieu of Current Taxes – State / Local	11,000
6150 Current Act 511 Taxes – Proportional Assessments	10,515,000
6400 Delinquencies on Taxes Levied / Assessed by the LEA	1,858,500
6500 Earnings on Investments	100,072
6700 Revenues from LEA Activities	157,375
6800 Revenues from Intermediary Sources / Pass-Through Funds	1,231,143
6910 Rentals	41,000
6920 Contributions and Donations from Private Sources	36,825
6940 Tuition from Patrons	143,000
6990 Refunds and Other Miscellaneous Revenue	47,765
REVENUE FROM LOCAL SOURCES	106,146,916
REVENUE FROM STATE SOURCES	
7110 Basic Education Funding	11,042,676
7160 Tuition for Orphans Subsidy	77,500
7271 Special Education funds for School-Aged Pupils	3,182,278
7310 Transportation (Pupil and Nonpublic/CS)	1,875,000
7320 Rental and Sinking Fund Payments / Building Reimbursement Subsidy	1,630,547
7330 Health Services (Medical, Dental, Nurse, Act 25)	153,000
7505 Ready to Learn Block Grant	532,997
7810 State Share of Social Security and Medicare Taxes	2,226,638
7820 State Share of Retirement Contributions	8,982,436
REVENUE FROM STATE SOURCES	29,703,072
REVENUE FROM FEDERAL SOURCES	
8514 NCLB, Title I – Improving the Academic Achievement of the Disadvantaged	689,755
8515 NCLB, Title II – Preparing, Training and Recruiting High Quality Teachers and Principals	157,769
8516 NCLB, Title III – Language Instruction for Limited English Proficient and Immigrant Students	39,704
8810 School-Based Access Medicaid Reimbursement Program (SBAP) Reimbursements (Access)	301,153
8820 Medical Assistance Reimbursement for Administrative Claiming (Quarterly) Program	22,000
REVENUE FROM FEDERAL SOURCES	1,210,381

	<u>Amount</u>
OTHER FINANCING SOURCES	
9400 Sale of or Compensation for Loss of Fixed Assets	3,000
9900 Other Financing Sources Not Listed Elsewhere in the 9000 Series	1,500
OTHER FINANCING SOURCES	4,500
TOTAL ESTIMATED REVENUES AND OTHER SOURCES	137,064,869

AUN: 121392303 East Penn SD

Multi-County Rebalancing Based on Methodology of Section 672.1 of School Code

Printed 12/17/2015 12:41:46 PM

Page - 1 of 3

Act 1 Index (current): 2.8%

Calculation Method:		Rate	
Approx. Tax Revenue from RE Taxes:		\$90,753,086	
Amount of Tax Relief for Homestead Exclusions		\$0	
Total Approx. Tax Revenue:		\$90,753,086	
Approx. Tax Levy for Tax Rate Calculation:		\$94,337,927	
		Lehigh	Total
<hr/>			
2015-16 Data			
a. Assessed Value		\$5,178,388,500	\$5,178,388,500
b. Real Estate Mills		17.2150	
I. 2016-17 Data			
c. 2014 STEB Market Value		\$4,726,417,161	\$4,726,417,161
d. Assessed Value		\$5,228,042,000	\$5,228,042,000
e. Assessed Value of New Constr/ Renov		\$0	\$0
<hr/>			
2015-16 Calculations			
f. 2015-16 Tax Levy		\$89,145,958	\$89,145,958
(a * b)			
2016-17 Calculations			
g. Percent of Total Market Value		100.00000%	100.00000%
h. Rebalanced 2015-16 Tax Levy		\$89,145,958	\$89,145,958
(f Total * g)			
i. Base Mills Subject to Index		17.2150	
(h / a * 1000) if no reassessment			
(h / (d-e) * 1000) if reassessment			
<hr/>			
Calculation of Tax Rates and Levies Generated			
j. Weighted Avg. Collection Percentage		96.20000%	96.20000%
k. Tax Levy Needed		\$94,337,927	\$94,337,927
(Approx. Tax Levy * g)			
I. 2016-17 Real Estate Tax Rate		18.0446	
(k / d * 1000)			
m. Tax Levy Generated by Mills		\$94,337,927	\$94,337,927
(l / 1000 * d)			
n. Tax Levy minus Tax Relief for Homestead Exclusions			\$94,337,927
(m - Amount of Tax Relief for Homestead Exclusions)			
o. Net Tax Revenue Generated By Mills			\$90,753,086
(n * Est. Pct. Collection)			

Act 1 Index (current): 2.8%

Calculation Method:	Rate	
Approx. Tax Revenue from RE Taxes:	\$90,753,086	
Amount of Tax Relief for Homestead Exclusions	<u>\$0</u>	
Total Approx. Tax Revenue:	\$90,753,086	
Approx. Tax Levy for Tax Rate Calculation:	\$94,337,927	
	Lehigh	Total

Index Maximums		
p. Maximum Mills Based On Index (i * (1 + Index))	17.6970	
q. Mills In Excess of Index (if (l > p), (l - p))	0.3476	
r. Maximum Tax Levy Based On Index (p / 1000 * d)	\$92,520,659	\$92,520,659
IV. s. Millage Rate within Index? (If l > p Then No)	No	
t. Tax Levy In Excess of Index (if (m > r), (m - r))	\$1,817,268	\$1,817,268
u. Tax Revenue In Excess of Index (t * Est. Pct. Collection)	\$1,748,212	\$1,748,212

Information Related to Property Tax Relief		
V. Assessed Value Exclusion per Homestead	\$0	
Number of Homestead/Farmstead Properties		
Median Assessed Value of Homestead Properties		\$0

Act 1 Index (current): 2.8%

Calculation Method:	Rate
Approx. Tax Revenue from RE Taxes:	\$90,753,086
Amount of Tax Relief for Homestead Exclusions	<u>\$0</u>
Total Approx. Tax Revenue:	\$90,753,086
Approx. Tax Levy for Tax Rate Calculation:	\$94,337,927
	Lehigh
	Total

State Property Tax Reduction Allocation used for: Homestead Exclusions	\$0	Lowering RE Tax Rate	\$0	\$0
Prior Year State Property Tax Reduction Allocation used for: Homestead Exclusions	\$0			\$0
Amount of Tax Relief from State/Local Sources				\$0

LEA : 121392303 East Penn SD
Printed 12/17/2015 12:41:47 PM

REAL ESTATE, PER CAPITA (SEC. 679), EIT/PIT (ACT 1), LOCAL ENABLING (ACT 511)
Page - 1 of 1

<u>CODE</u>						
6111	<u>Current Real Estate Taxes</u>					
<u>County Name</u>	<u>Taxable Assessed Value</u>	<u>Real Estate Mills</u>	<u>Tax Levy Generated by Mills</u>	<u>Amount of Tax Relief for Homestead Exclusions</u>	<u>Tax Levy Minus Homestead Exclusions</u>	<u>Net Tax Revenue Generated By Mills</u>
Lehigh	5,228,042,000	18.0446	94,337,927			96.20000%
Totals:	5,228,042,000		94,337,927	- 0 =	94,337,927 X	96.20000% = 90,753,086

		<u>Rate</u>		<u>Estimated Revenue</u>
6120	<u>Current Per Capita Taxes, Section 679</u>	\$0.00		0
6140	<u>Current Act 511 Taxes – Flat Rate Assessments</u>	<u>Rate</u>	<u>Add'l Rate (if appl.)</u>	<u>Tax Levy</u>
6141	Current Act 511 Per Capita Taxes	\$0.00	\$0.00	0
6142	Current Act 511 Occupation Taxes – Flat Rate	\$0.00	\$0.00	0
6143	Current Act 511 Local Services Taxes	\$0.00	\$0.00	0
6144	Current Act 511 Trailer Taxes	\$0.00	\$0.00	0
6145	Current Act 511 Business Privilege Taxes – Flat Rate	\$0.00	\$0.00	0
6146	Current Act 511 Mechanical Device Taxes – Flat Rate	\$0.00	\$0.00	0
6149	Current Act 511 Taxes, Other Flat Rate Assessments	\$0.00	\$0.00	0
Total Current Act 511 Taxes – Flat Rate Assessments				0
6150	<u>Current Act 511 Taxes – Proportional Assessments</u>	<u>Rate</u>	<u>Add'l Rate (if appl.)</u>	<u>Tax Levy</u>
6151	Current Act 511 Earned Income Taxes	0.500%	0.000%	9,125,000
6152	Current Act 511 Occupation Taxes	0.000	0.000	0
6153	Current Act 511 Real Estate Transfer Taxes	0.500%	0.000%	1,390,000
6154	Current Act 511 Amusement Taxes	0.000%	0.000%	0
6155	Current Act 511 Business Privilege Taxes	0.000	0.000	0
6156	Current Act 511 Mechanical Device Taxes – Percentage	0.000%	0.000%	0
6157	Current Act 511 Mercantile Taxes	0.000	0.000	0
6159	Current Act 511 Taxes, Other Proportional Assessments	0	0	0
Total Current Act 511 Taxes – Proportional Assessments				10,515,000
Total Act 511, Current Taxes				10,515,000
Act 511 Tax Limit -->		4,726,417,161 X	12	56,717,006
		Market Value	Mills	(511 Limit)

LEA : 121392303 East Penn SD

Tax Function n	Description	Tax Rate Charged in:		Percent Change in Rate	Less than or equal to Index	Index	Additional Tax Rate Charged in:		Percent Change in Rate	Less than or equal to Index
		2015-16 (Rebalanced)	2016-17				2015-16 (Rebalanced)	2016-17		
6111	<u>Current Real Estate Taxes</u>									
	Lehigh	17.2150	18.0446	4.82%	No	2.8%				
6120	Current Per Capita Taxes, Section 679					2.8%				
	<u>Current Act 511 Taxes – Flat Rate Assessments</u>									
6141	Current Act 511 Per Capita Taxes					2.8%				
6142	Current Act 511 Occupation Taxes - Flat Rate					2.8%				
6143	Current Act 511 Local Services Taxes					2.8%				
6144	Current Act 511 Trailer Taxes					2.8%				
6145	Current Act 511 Business Privilege Taxes - Flat Rate					2.8%				
6146	Current Act 511 Mechanical Device Taxes - Flat Rate					2.8%				
6149	Current Act 511 Taxes, Other Flat Rate Assessments					2.8%				
	<u>Current Act 511 Taxes – Proportional Assessments</u>									
6151	Current Act 511 Earned Income Taxes	0.500%	0.500%	0.00%	Yes	2.8%				
6152	Current Act 511 Occupation Taxes					2.8%				
6153	Current Act 511 Real Estate Transfer Taxes	0.500%	0.500%	0.00%	Yes	2.8%				
6154	Current Act 511 Amusement Taxes					2.8%				
6155	Current Act 511 Business Privilege Taxes					2.8%				
6156	Current Act 511 Mechanical Device Taxes - Percentage					2.8%				
6157	Current Act 511 Mercantile Taxes					2.8%				
6159	Current Act 511 Taxes, Other Proportional Assessments					2.8%				

LEA : 121392303 East Penn SD

Printed 12/17/2015 12:41:48 PM

<u>Description</u>	<u>Amount</u>
1000 Instruction	
1100 Regular Programs - Elementary / Secondary	58,767,606
1200 Special Programs - Elementary / Secondary	19,580,275
1300 Vocational Education	3,631,890
1400 Other Instructional Programs - Elementary / Secondary	580,535
1500 Nonpublic School Programs	21,247
1600 Adult Education Programs	31,569
1700 Higher Education Programs	909,980
Total Instruction	83,523,102
2000 Support Services	
2100 Support Services - Students	4,584,843
2200 Support Services - Instructional Staff	3,861,593
2300 Support Services - Administration	6,173,744
2400 Support Services - Pupil Health	1,692,902
2500 Support Services - Business	1,030,973
2600 Operation and Maintenance of Plant Services	12,490,274
2700 Student Transportation Services	7,688,370
2800 Support Services - Central	1,902,676
2900 Other Support Services	136,500
Total Support Services	39,561,875
3000 Operation of Non-Instructional Services	
3200 Student Activities	1,930,026
3300 Community Services	43,889
Total Operation of Non-Instructional Services	1,973,915
5000 Other Expenditures and Financing Uses	
5100 Debt Service / Other Expenditures and Financing Uses	15,424,777
5900 Budgetary Reserve	4,421,159
Total Other Expenditures and Financing Uses	19,845,936
Total Estimated Expenditures and Other Financing Uses	144,904,828

LEA : 121392303 East Penn SD

Printed 12/17/2015 12:41:48 PM

<u>Description</u>	<u>Amount</u>
1000 Instruction	
1100 <u>Regular Programs - Elementary / Secondary</u>	
100 Personnel Services - Salaries	33,001,207
200 Personnel Services - Employee Benefits	20,290,975
300 Purchased Professional and Technical Services	222,000
400 Purchased Property Services	291,520
500 Other Purchased Services	3,708,823
600 Supplies	1,112,309
700 Property	127,973
800 Other Objects	12,799
Total Regular Programs - Elementary / Secondary	58,767,606
1200 <u>Special Programs - Elementary / Secondary</u>	
100 Personnel Services - Salaries	9,322,832
200 Personnel Services - Employee Benefits	5,010,021
300 Purchased Professional and Technical Services	3,620,945
400 Purchased Property Services	1,500
500 Other Purchased Services	1,506,677
600 Supplies	112,850
800 Other Objects	5,450
Total Special Programs - Elementary / Secondary	19,580,275
1300 <u>Vocational Education</u>	
100 Personnel Services - Salaries	770,762
200 Personnel Services - Employee Benefits	452,162
500 Other Purchased Services	2,396,066
600 Supplies	12,820
800 Other Objects	80
Total Vocational Education	3,631,890
1400 <u>Other Instructional Programs - Elementary / Secondary</u>	
100 Personnel Services - Salaries	405,246
200 Personnel Services - Employee Benefits	152,539
400 Purchased Property Services	8,920
500 Other Purchased Services	9,800
600 Supplies	4,030
Total Other Instructional Programs - Elementary / Secondary	580,535
1500 <u>Nonpublic School Programs</u>	
300 Purchased Professional and Technical Services	21,247
Total Nonpublic School Programs	21,247
1600 <u>Adult Education Programs</u>	
100 Personnel Services - Salaries	20,907
200 Personnel Services - Employee Benefits	8,044
500 Other Purchased Services	1,618
600 Supplies	1,000
Total Adult Education Programs	31,569

LEA : 121392303 East Penn SD

Printed 12/17/2015 12:41:48 PM

Description	Amount
1700 Higher Education Programs	
500 Other Purchased Services	909,980
Total Higher Education Programs	909,980
Total Instruction	83,523,102
2000 Support Services	
2100 Support Services - Students	
100 Personnel Services - Salaries	2,790,394
200 Personnel Services - Employee Benefits	1,705,449
300 Purchased Professional and Technical Services	5,400
400 Purchased Property Services	500
500 Other Purchased Services	10,200
600 Supplies	69,600
800 Other Objects	3,300
Total Support Services - Students	4,584,843
2200 Support Services - Instructional Staff	
100 Personnel Services - Salaries	1,891,655
200 Personnel Services - Employee Benefits	1,221,978
300 Purchased Professional and Technical Services	47,497
400 Purchased Property Services	9,225
500 Other Purchased Services	57,140
600 Supplies	329,175
700 Property	303,113
800 Other Objects	1,810
Total Support Services - Instructional Staff	3,861,593
2300 Support Services - Administration	
100 Personnel Services - Salaries	3,360,222
200 Personnel Services - Employee Benefits	2,336,801
300 Purchased Professional and Technical Services	131,850
400 Purchased Property Services	21,300
500 Other Purchased Services	155,470
600 Supplies	107,201
700 Property	8,550
800 Other Objects	52,350
Total Support Services - Administration	6,173,744
2400 Support Services - Pupil Health	
100 Personnel Services - Salaries	1,063,281
200 Personnel Services - Employee Benefits	523,321
300 Purchased Professional and Technical Services	44,000
400 Purchased Property Services	8,000
500 Other Purchased Services	500
600 Supplies	53,800
Total Support Services - Pupil Health	1,692,902
2500 Support Services - Business	
100 Personnel Services - Salaries	515,518

LEA : 121392303 East Penn SD

Printed 12/17/2015 12:41:48 PM

<u>Description</u>	<u>Amount</u>
200 Personnel Services - Employee Benefits	392,305
300 Purchased Professional and Technical Services	37,100
400 Purchased Property Services	10,100
500 Other Purchased Services	14,200
600 Supplies	45,000
700 Property	2,000
800 Other Objects	14,750
Total Support Services - Business	1,030,973
2600 <u>Operation and Maintenance of Plant Services</u>	
100 Personnel Services - Salaries	5,043,352
200 Personnel Services - Employee Benefits	3,347,689
300 Purchased Professional and Technical Services	96,775
400 Purchased Property Services	1,547,310
500 Other Purchased Services	561,000
600 Supplies	1,826,148
700 Property	62,000
800 Other Objects	6,000
Total Operation and Maintenance of Plant Services	12,490,274
2700 <u>Student Transportation Services</u>	
500 Other Purchased Services	7,688,370
Total Student Transportation Services	7,688,370
2800 <u>Support Services - Central</u>	
100 Personnel Services - Salaries	955,697
200 Personnel Services - Employee Benefits	606,662
300 Purchased Professional and Technical Services	133,475
500 Other Purchased Services	40,692
600 Supplies	64,750
700 Property	101,000
800 Other Objects	400
Total Support Services - Central	1,902,676
2900 <u>Other Support Services</u>	
500 Other Purchased Services	136,500
Total Other Support Services	136,500
Total Support Services	39,561,875
3000 <u>Operation of Non-Instructional Services</u>	
3200 <u>Student Activities</u>	
100 Personnel Services - Salaries	837,512
200 Personnel Services - Employee Benefits	376,450
300 Purchased Professional and Technical Services	179,200
400 Purchased Property Services	42,562
500 Other Purchased Services	255,600
600 Supplies	184,302
700 Property	13,150
800 Other Objects	41,250

LEA : 121392303 East Penn SD

Printed 12/17/2015 12:41:48 PM

<u>Description</u>	<u>Amount</u>
Total Student Activities	1,930,026
3300 <u>Community Services</u>	
100 Personnel Services - Salaries	2,048
200 Personnel Services - Employee Benefits	481
300 Purchased Professional and Technical Services	35,000
400 Purchased Property Services	500
600 Supplies	5,860
Total Community Services	43,889
Total Operation of Non-Instructional Services	1,973,915
5000 Other Expenditures and Financing Uses	
5100 <u>Debt Service / Other Expenditures and Financing Uses</u>	
800 Other Objects	2,244,777
900 Other Uses of Funds	13,180,000
Total Debt Service / Other Expenditures and Financing Uses	15,424,777
5900 <u>Budgetary Reserve</u>	
800 Other Objects	4,421,159
Total Budgetary Reserve	4,421,159
Total Other Expenditures and Financing Uses	19,845,936
TOTAL EXPENDITURES	144,904,828

LEA : 121392303 East Penn SD

Printed 12/17/2015 12:41:49 PM

<u>Cash and Short-Term Investments</u>	<u>06/30/2016 Estimate</u>	<u>06/30/2017 Projection</u>
General Fund	14,268,988	10,268,988
Public Purpose (Expendable) Trust Fund		
Other Comptroller-Approved Special Revenue Funds		
Athletic / School-Sponsored Extra Curricular Activities Fund		
Capital Reserve Fund - \$ 690, \$1850		
Capital Reserve Fund - \$ 1431	1,595,000	736,000
Other Capital Projects Fund		
Debt Service Fund		
Food Service / Cafeteria Operations Fund	300,000	300,000
Child Care Operations Fund		
Other Enterprise Funds		
Internal Service Fund		
Private Purpose Trust Fund		
Investment Trust Fund		
Pension Trust Fund		
Activity Fund		
Other Agency Fund		
Permanent Fund		
Total Cash and Short-Term Investments	16,163,988	11,304,988

<u>Long-Term Investments</u>	<u>06/30/2016 Estimate</u>	<u>06/30/2017 Projection</u>
General Fund		
Public Purpose (Expendable) Trust Fund		
Other Comptroller-Approved Special Revenue Funds		
Athletic / School-Sponsored Extra Curricular Activities Fund		
Capital Reserve Fund - \$ 690, \$1850		
Capital Reserve Fund - \$ 1431		
Other Capital Projects Fund		
Debt Service Fund		
Food Service / Cafeteria Operations Fund		
Child Care Operations Fund		
Other Enterprise Funds		
Internal Service Fund		
Private Purpose Trust Fund		
Investment Trust Fund		
Pension Trust Fund		
Activity Fund		
Other Agency Fund		

LEA : 121392303 East Penn SD

Printed 12/17/2015 12:41:49 PM

<u>Long-Term Investments</u>	<u>06/30/2016 Estimate</u>	<u>06/30/2017 Projection</u>
Permanent Fund		
Total Long-Term Investments		
TOTAL CASH AND INVESTMENTS	16,163,988	11,304,988

<u>Long-Term Indebtedness</u>	<u>06/30/2016 Estimate</u>	<u>06/30/2017 Projection</u>
General Fund		
0510 Bonds Payable	79,715,000	66,535,000
0520 Extended-Term Financing Agreements Payable		
0530 Lease-Purchase Obligations		
0540 Accumulated Compensated Absences	1,724,000	1,767,000
0550 Authority Lease Obligations		
0560 Other Post-Employment Benefits (OPEB)	4,045,000	5,369,000
0599 Other Long-Term Liabilities	566,000	580,000
Total General Fund	86,050,000	74,251,000
Public Purpose (Expendable) Trust Fund		
0510 Bonds Payable		
0520 Extended-Term Financing Agreements Payable		
0530 Lease-Purchase Obligations		
0540 Accumulated Compensated Absences		
0550 Authority Lease Obligations		
0560 Other Post-Employment Benefits (OPEB)		
0599 Other Long-Term Liabilities		
Total Public Purpose (Expendable) Trust Fund		
Other Comptroller-Approved Special Revenue Funds		
0510 Bonds Payable		
0520 Extended-Term Financing Agreements Payable		
0530 Lease-Purchase Obligations		
0540 Accumulated Compensated Absences		
0550 Authority Lease Obligations		
0560 Other Post-Employment Benefits (OPEB)		
0599 Other Long-Term Liabilities		
Total Other Comptroller-Approved Special Revenue Funds		
Athletic / School-Sponsored Extra Curricular Activities Fund		
0510 Bonds Payable		
0520 Extended-Term Financing Agreements Payable		
0530 Lease-Purchase Obligations		
0540 Accumulated Compensated Absences		
0550 Authority Lease Obligations		
0560 Other Post-Employment Benefits (OPEB)		
0599 Other Long-Term Liabilities		
Total Athletic / School-Sponsored Extra Curricular Activities Fund		
Capital Reserve Fund - \$ 690, \$1850		
0510 Bonds Payable		
0520 Extended-Term Financing Agreements Payable		

LEA : 121392303 East Penn SD

Printed 12/17/2015 12:41:49 PM

<u>Long-Term Indebtedness</u>	<u>06/30/2016 Estimate</u>	<u>06/30/2017 Projection</u>
0530 Lease-Purchase Obligations		
0540 Accumulated Compensated Absences		
0550 Authority Lease Obligations		
0560 Other Post-Employment Benefits (OPEB)		
0599 Other Long-Term Liabilities		
Total Capital Reserve Fund - \$ 690, \$1850		
Capital Reserve Fund - \$ 1431		
0510 Bonds Payable		
0520 Extended-Term Financing Agreements Payable		
0530 Lease-Purchase Obligations		
0540 Accumulated Compensated Absences		
0550 Authority Lease Obligations		
0560 Other Post-Employment Benefits (OPEB)		
0599 Other Long-Term Liabilities		
Total Capital Reserve Fund - \$ 1431		
Other Capital Projects Fund		
0510 Bonds Payable		
0520 Extended-Term Financing Agreements Payable		
0530 Lease-Purchase Obligations		
0540 Accumulated Compensated Absences		
0550 Authority Lease Obligations		
0560 Other Post-Employment Benefits (OPEB)		
0599 Other Long-Term Liabilities		
Total Other Capital Projects Fund		
Debt Service Fund		
0510 Bonds Payable		
0520 Extended-Term Financing Agreements Payable		
0530 Lease-Purchase Obligations		
0540 Accumulated Compensated Absences		
0550 Authority Lease Obligations		
0560 Other Post-Employment Benefits (OPEB)		
0599 Other Long-Term Liabilities		
Total Debt Service Fund		
Food Service / Cafeteria Operations Fund		
0510 Bonds Payable		
0520 Extended-Term Financing Agreements Payable		
0530 Lease-Purchase Obligations		
0540 Accumulated Compensated Absences	35,000	36,000
0550 Authority Lease Obligations		

LEA : 121392303 East Penn SD

Printed 12/17/2015 12:41:49 PM

<u>Long-Term Indebtedness</u>	<u>06/30/2016 Estimate</u>	<u>06/30/2017 Projection</u>
0560 Other Post-Employment Benefits (OPEB)	2,600	3,400
0599 Other Long-Term Liabilities		
Total Food Service / Cafeteria Operations Fund	37,600	39,400
Child Care Operations Fund		
0510 Bonds Payable		
0520 Extended-Term Financing Agreements Payable		
0530 Lease-Purchase Obligations		
0540 Accumulated Compensated Absences		
0550 Authority Lease Obligations		
0560 Other Post-Employment Benefits (OPEB)		
0599 Other Long-Term Liabilities		
Total Child Care Operations Fund		
Other Enterprise Funds		
0510 Bonds Payable		
0520 Extended-Term Financing Agreements Payable		
0530 Lease-Purchase Obligations		
0540 Accumulated Compensated Absences		
0550 Authority Lease Obligations		
0560 Other Post-Employment Benefits (OPEB)		
0599 Other Long-Term Liabilities		
Total Other Enterprise Funds		
Internal Service Fund		
0510 Bonds Payable		
0520 Extended-Term Financing Agreements Payable		
0530 Lease-Purchase Obligations		
0540 Accumulated Compensated Absences		
0550 Authority Lease Obligations		
0560 Other Post-Employment Benefits (OPEB)		
0599 Other Long-Term Liabilities		
Total Internal Service Fund		
Private Purpose Trust Fund		
0510 Bonds Payable		
0520 Extended-Term Financing Agreements Payable		
0530 Lease-Purchase Obligations		
0540 Accumulated Compensated Absences		
0550 Authority Lease Obligations		
0560 Other Post-Employment Benefits (OPEB)		
0599 Other Long-Term Liabilities		
Total Private Purpose Trust Fund		

LEA : 121392303 East Penn SD

Printed 12/17/2015 12:41:49 PM

<u>Long-Term Indebtedness</u>	<u>06/30/2016 Estimate</u>	<u>06/30/2017 Projection</u>
Investment Trust Fund		
0510 Bonds Payable		
0520 Extended-Term Financing Agreements Payable		
0530 Lease-Purchase Obligations		
0540 Accumulated Compensated Absences		
0550 Authority Lease Obligations		
0560 Other Post-Employment Benefits (OPEB)		
0599 Other Long-Term Liabilities		
Total Investment Trust Fund		
Pension Trust Fund		
0510 Bonds Payable		
0520 Extended-Term Financing Agreements Payable		
0530 Lease-Purchase Obligations		
0540 Accumulated Compensated Absences		
0550 Authority Lease Obligations		
0560 Other Post-Employment Benefits (OPEB)		
0599 Other Long-Term Liabilities		
Total Pension Trust Fund		
Activity Fund		
0510 Bonds Payable		
0520 Extended-Term Financing Agreements Payable		
0530 Lease-Purchase Obligations		
0540 Accumulated Compensated Absences		
0550 Authority Lease Obligations		
0560 Other Post-Employment Benefits (OPEB)		
0599 Other Long-Term Liabilities		
Total Activity Fund		
Other Agency Fund		
0510 Bonds Payable		
0520 Extended-Term Financing Agreements Payable		
0530 Lease-Purchase Obligations		
0540 Accumulated Compensated Absences		
0550 Authority Lease Obligations		
0560 Other Post-Employment Benefits (OPEB)		
0599 Other Long-Term Liabilities		
Total Other Agency Fund		
Permanent Fund		
0510 Bonds Payable		
0520 Extended-Term Financing Agreements Payable		

LEA : 121392303 East Penn SD

Printed 12/17/2015 12:41:49 PM

<u>Long-Term Indebtedness</u>	<u>06/30/2016 Estimate</u>	<u>06/30/2017 Projection</u>
0530 Lease-Purchase Obligations		
0540 Accumulated Compensated Absences		
0550 Authority Lease Obligations		
0560 Other Post-Employment Benefits (OPEB)		
0599 Other Long-Term Liabilities		
Total Permanent Fund		
Total Long-Term Indebtedness	86,087,600	74,290,400

LEA : 121392303 East Penn SD

Printed 12/17/2015 12:41:49 PM

<u>Short-Term Payables</u>	<u>06/30/2016 Estimate</u>	<u>06/30/2017 Projection</u>
General Fund	11,000,000	11,350,000
Public Purpose (Expendable) Trust Fund		
Other Comptroller-Approved Special Revenue Funds		
Athletic / School-Sponsored Extra Curricular Activities Fund		
Capital Reserve Fund - § 690, §1850		
Capital Reserve Fund - § 1431		
Other Capital Projects Fund		
Debt Service Fund		
Food Service / Cafeteria Operations Fund		
Child Care Operations Fund		
Other Enterprise Funds		
Internal Service Fund		
Private Purpose Trust Fund		
Investment Trust Fund		
Pension Trust Fund		
Activity Fund		
Other Agency Fund		
Permanent Fund		
Total Short-Term Payables	11,000,000	11,000,000
TOTAL INDEBTEDNESS	97,087,600	85,640,400

Account Description		Amounts
0830	Committed Fund Balance	
0840	Assigned Fund Balance	
0850	Unassigned Fund Balance	
Total Ending Fund Balance - Committed, Assigned, and Unassigned		
5900	Budgetary Reserve	4,421,159
Total Estimated Ending Committed, Assigned, and Unassigned Fund Balance and Budgetary Reserve		4,421,159

The East Penn School District hereby offers notice of its intent to adopt the 2016-2017 preliminary budget at its regularly scheduled 7:30 PM Board meeting on January 11, 2016 in the Administrative Offices at 800 Pine St., Emmaus, PA 18049. The proposed preliminary budget is available for public inspection at the District Business Office, 800 Pine St., Emmaus, PA, regular work days between the hours of 8:00 AM and 4:00 PM and at www.eastpennsd.org.

Debra A. Surdoval
Treasurer

EAST PENN SCHOOL DISTRICT
GENERAL FUND PROPOSED PRELIMINARY BUDGET
(Includes 4.82% R.E. tax increase with exceptions)

SUMMARY OF REVENUE, EXPENDITURES AND FUND BALANCE
(by function)

	<u>ACTUAL</u> <u>2014-2015</u>	<u>BUDGET</u> <u>2015-2016</u>	<u>BUDGET</u> <u>2016-2017</u>	<u>%</u> <u>CHANGE</u>
BEGINNING UNCOMMITTED FUND BALANCE	\$12,180,200	\$10,254,376	\$7,739,959	-24.5%
BEGINNING COMMITTED FUND BALANCE	<u>\$1,225,617</u>	<u>\$625,147</u>	<u>\$100,000</u>	-84.0%
TOTAL BEGINNING FUND BALANCE	\$13,405,817	\$10,879,523	\$7,839,959	-27.9%
 REVENUE				
6000 Local Sources	\$96,143,144	\$99,074,486	\$106,146,916	7.1%
7000 State Sources	\$27,855,334	\$29,895,639	\$29,703,072	-0.6%
8000 Federal Sources	\$1,207,235	\$1,070,467	\$1,210,381	13.1%
9000 Other Financing Sources	<u>\$15,067</u>	<u>\$578,000</u>	<u>\$4,500</u>	-99.2%
TOTAL REVENUE AND OTHER FINANCING SOURCES	\$125,220,780	\$130,618,592	\$137,064,869	4.9%
 EXPENDITURES				
1000 Instruction	\$75,381,018	\$79,951,609	\$83,523,102	4.5%
2000 Support Services	\$36,391,038	\$37,678,132	\$39,561,875	5.0%
3000 Operation of Noninstructional Services	\$1,795,026	\$1,867,293	\$1,973,915	5.7%
4000 Facilities Acquisition, Construction and Improvement Services	\$0	\$0	\$0	
5000 Other Financing Uses	<u>\$13,601,145</u>	<u>\$21,892,102</u>	<u>\$19,845,936</u>	-9.3%
TOTAL EXPENDITURES AND OTHER FINANCING USES	\$127,168,227	\$141,389,136	\$144,904,828	2.5%
 ENDING UNCOMMITTED FUND BALANCE	\$10,833,223	\$8,979	\$0	-100.0%
 Total Exp. (excluding Budgetary Reserve)	\$127,168,227	\$135,322,746	\$140,483,669	3.8%
Rev. - Exp. (excluding Budgetary Reserve)	<u>(\$1,947,447)</u>	<u>(\$4,704,154)</u>	<u>(\$3,418,800)</u>	-27.3%
ENDING UNCOMMITTED FUND BALANCE (if budgetary reserve is not spent)	\$10,833,223	\$6,075,369	\$4,421,159	-27.2%
ENDING COMMITTED FUND BALANCE	<u>\$625,147</u>	<u>\$100,000</u>	<u>\$0</u>	-100.0%
TOTAL ENDING FUND BALANCE (if budgetary reserve is not spent)	\$11,458,370	\$6,175,369	\$4,421,159	-28.4%

EAST PENN SCHOOL DISTRICT

REVENUE COMPARISON

SOURCE	ACTUAL <u>2014-2015</u>	BUDGET <u>2015-2016</u>	BUDGET <u>2016-2017</u>	% <u>CHANGE</u>
ASSESSMENTS (\$) JULY 1	5,147,372,200	5,178,388,500	5,228,042,000	1.0%
MILLAGE PER \$1,000 ASSESSMENT	16.1259	17.2150	18.0446	4.82%
TAX BILLING AT JULY 1 (net of exclusions)	83,972,426	87,333,633	94,337,927	8.0%
PERCENT COLLECTION	96.39%	96.20%	96.20%	0.0%
<u>6000 LOCAL SOURCES</u>				
6111 Current Real Estate Tax	80,942,674	84,014,955	90,753,086	8.0%
6112 Interim Real Estate Tax	521,662	1,106,000	1,145,650	3.6%
6113 Public Utility Realty Tax	111,475	111,500	106,500	-4.5%
6114 Payments In Lieu Of Taxes	11,017	11,100	11,000	-0.9%
6151 Earned Income Tax (Act 511)	8,835,358	8,902,500	9,125,000	2.5%
6153 Real Estate Transfer Taxes (Act 511)	1,557,320	1,350,000	1,390,000	3.0%
6411 Delinquent Real Estate Tax	2,357,081	1,800,000	1,850,000	2.8%
6151 Delinquent Earned Income Tax (Act 511)	10,777	15,000	8,500	-43.3%
6510 Interest on Investments	83,656	100,072	100,072	0.0%
6710 Admissions	57,495	63,530	61,200	-3.7%
6740 Fees	88,655	86,675	89,475	3.2%
6790 Other Student Activity Income	6,395	7,257	6,700	-7.7%
6831 Federal Other Rev. From Other LEA's	12,835	12,835	10,420	-18.8%
6832 Federal IDEA Rev. From Other LEA's	1,202,107	1,202,107	1,220,723	1.5%
6910 Rentals	83,969	72,335	41,000	-43.3%
6920 Contributions/Donations Private	37,921	28,270	36,825	30.3%
6942 Tuition - Summer School	52,005	43,000	52,000	20.9%
6943 Tuition - Adult Education	20,239	30,000	22,000	-26.7%
6944 Tuition From Other LEA's in PA	5,351	6,000	6,000	0.0%
6949 Tuition - Other	63,770	62,000	63,000	1.6%
6990 Miscellaneous Revenue	<u>81,382</u>	<u>49,350</u>	<u>47,765</u>	-3.2%
TOTAL LOCAL SOURCES	96,143,144	99,074,486	106,146,916	7.1%
<u>7000 STATE SOURCES</u>				
7110 Basic Instructional Subsidy	10,656,281	11,042,676	11,042,676	0.0%
7140 Charter School Reimbursement	0	0	0	
7160 Tuition - Sec. 1305 & 1306	80,958	76,576	77,500	1.2%
7250 Migratory Children	0	0	0	
7271 Special Education	3,174,622	3,182,278	3,182,278	0.0%
7310 Transportation	1,937,820	1,800,000	1,875,000	4.2%
7320 Rentals & Sinking Fund Payments	1,492,901	1,637,834	1,630,547	-0.4%
7330 Health Services	154,542	158,000	153,000	-3.2%
7340 State Property Tax Reduction Allocation	1,792,484	1,812,325	0	-100.0%

EAST PENN SCHOOL DISTRICT

REVENUE COMPARISON

SOURCE	<u>ACTUAL</u> <u>2014-2015</u>	<u>BUDGET</u> <u>2015-2016</u>	<u>BUDGET</u> <u>2016-2017</u>	<u>%</u> <u>CHANGE</u>
<u>7000 STATE SOURCES (continued)</u>				
7500's Extra Grants	532,997	532,997	532,997	0.0%
7810 Revenue for Social Security	2,070,705	2,173,983	2,226,638	2.4%
7820 Revenue for Retirement Payments	<u>5,962,024</u>	<u>7,478,970</u>	<u>8,982,436</u>	20.1%
TOTAL STATE SOURCES	27,855,334	29,895,639	29,703,072	-0.6%
<u>8000 FEDERAL SOURCES</u>				
8514 Title I Low Income	761,800	735,994	689,755	-6.3%
8515 Title II Improving Teacher Quality/Tech.	165,850	158,697	157,769	-0.6%
8516 Title III LEP	35,767	40,491	39,704	-1.9%
8810 ACCESS Funds	221,453	122,000	301,153	146.8%
8820 ACCESS Med. Assist. Admin. Reimb.	<u>22,365</u>	<u>13,285</u>	<u>22,000</u>	65.6%
TOTAL FEDERAL SOURCES	1,207,235	1,070,467	1,210,381	13.1%
<u>9000 OTHER FINANCING SOURCES</u>				
9300 Interfund Transfers	0	0	0	
9400 Sale of Fixed Assets	3,500	578,000	3,000	-99.5%
9900 Insurance Recoveries	<u>11,567</u>	<u>0</u>	<u>1,500</u>	
TOTAL OTHER FINANCING SOURCES	15,067	578,000	4,500	-99.2%
TOTAL REVENUE	125,220,780	130,618,592	137,064,869	4.9%

EAST PENN SCHOOL DISTRICT

APPROPRIATIONS COMPARISON

FUNCTION AND OBJECT	ACTUAL 2014-2015	BUDGET 2015-2016	BUDGET 2016-2017	% CHANGE
<u>1100 REGULAR INSTRUCTION</u>				
100 Personnel Services - Salaries	31,228,440	32,409,577	33,001,207	1.8%
200 Personnel Services - Benefits	16,644,154	18,698,238	20,290,975	8.5%
300 Purchased Professional Services	209,586	221,200	222,000	0.4%
400 Purchased Services	376,978	263,688	291,520	10.6%
500 Other Purchased Services	3,205,325	3,599,708	3,708,823	3.0%
600 Supplies	1,127,707	1,029,105	1,112,309	8.1%
700 Equipment	69,823	75,190	127,973	70.2%
800 Other Objects	<u>10,383</u>	<u>8,730</u>	<u>12,799</u>	46.6%
TOTAL REGULAR INSTRUCTION	52,872,396	56,305,436	58,767,606	4.4%
<u>1200 SPECIAL PROGRAMS INSTRUCTION</u>				
100 Personnel Services - Salaries	8,759,132	8,987,998	9,322,832	3.7%
200 Personnel Services - Benefits	3,897,112	4,402,548	5,010,021	13.8%
300 Purchased Professional Services	3,584,898	3,805,928	3,620,945	-4.9%
400 Purchased Services	6,117	1,500	1,500	0.0%
500 Other Purchased Services	1,383,607	1,350,632	1,506,677	11.6%
600 Supplies	105,441	73,100	112,850	54.4%
700 Equipment	15,344	0	0	
800 Other Objects	<u>3,091</u>	<u>2,800</u>	<u>5,450</u>	94.6%
TOTAL SPECIAL INSTRUCTION	17,754,742	18,624,506	19,580,275	5.1%
<u>1300 VOCATIONAL ED. PROGRAMS</u>				
100 Personnel Services - Salaries	708,404	766,176	770,762	0.6%
200 Personnel Services - Benefits	337,094	408,474	452,162	10.7%
400 Purchased Services	0	0	0	
500 Other Purchased Services	2,167,436	2,265,280	2,396,066	5.8%
600 Supplies	14,518	19,428	12,820	-34.0%
700 Equipment	0	0	0	
800 Other Objects	<u>80</u>	<u>1,180</u>	<u>80</u>	-93.2%
TOTAL VOCATIONAL INSTRUCTION	3,227,532	3,460,538	3,631,890	5.0%
<u>1400 OTHER INSTRUCTIONAL PROGRAMS</u>				
100 Personnel Services - Salaries	386,714	405,921	405,246	-0.2%
200 Personnel Services - Benefits	126,089	159,068	152,539	-4.1%
400 Purchased Services	9,769	8,920	8,920	0.0%
500 Other Purchased Services	23,917	9,800	9,800	0.0%
600 Supplies	<u>2,644</u>	<u>3,832</u>	<u>4,030</u>	5.2%
TOTAL OTHER INSTR. PROGRAMS	549,133	587,541	580,535	-1.2%
<u>1500 NONPUBLIC SCHOOL PROGRAMS</u>				
300 Purchased Professional Services	36,484	37,255	21,247	-43.0%
600 Supplies	<u>0</u>	<u>250</u>	<u>0</u>	-100.0%
TOTAL NONPUBLIC SCHOOL PROGRAMS	36,484	37,505	21,247	-43.3%

EAST PENN SCHOOL DISTRICT

APPROPRIATIONS COMPARISON

FUNCTION AND OBJECT	ACTUAL <u>2014-2015</u>	BUDGET <u>2015-2016</u>	BUDGET <u>2016-2017</u>	% <u>CHANGE</u>
<u>1600 ADULT EDUCATION PROGRAMS</u>				
100 Personnel Services - Salaries	19,899	19,127	20,907	9.3%
200 Personnel Services - Benefits	2,866	3,086	8,044	160.7%
500 Other Purchased Services	0	1,618	1,618	0.0%
600 Supplies	<u>0</u>	<u>1,000</u>	<u>1,000</u>	0.0%
TOTAL ADULT ED. PROGRAMS	22,765	24,831	31,569	27.1%
<u>1700 COMM./JR. COLLEGE INSTRUCTION</u>				
500 Other Purchased Services	917,966	911,252	909,980	-0.1%
<u>2100 SUPPORT SERV. PUPIL PERSONNEL</u>				
100 Personnel Services - Salaries	2,794,602	2,788,168	2,790,394	0.1%
200 Personnel Services - Benefits	1,488,781	1,642,398	1,705,449	3.8%
300 Purchased Professional Services	9,120	4,017	5,400	34.4%
400 Purchased Services	950	500	500	0.0%
500 Other Purchased Services	10,853	9,800	10,200	4.1%
600 Supplies	80,812	58,627	69,600	18.7%
700 Equipment	4,420	0	0	
800 Other Objects	<u>2,019</u>	<u>2,900</u>	<u>3,300</u>	13.8%
TOTAL SUPPORT SERV. PUPIL PERSON	4,391,557	4,506,410	4,584,843	1.7%
<u>2200 SUPPORT SERV. - INSTR. STAFF</u>				
100 Personnel Services - Salaries	1,676,775	1,814,203	1,891,655	4.3%
200 Personnel Services - Benefits	923,621	1,089,737	1,221,978	12.1%
300 Purchased Professional Services	41,283	63,086	47,497	-24.7%
400 Purchased Services	7,636	9,650	9,225	-4.4%
500 Other Purchased Services	57,001	60,470	57,140	-5.5%
600 Supplies	267,222	325,974	329,175	1.0%
700 Equipment	439,363	437,530	303,113	-30.7%
800 Other Objects	<u>1,299</u>	<u>1,910</u>	<u>1,810</u>	-5.2%
TOTAL SUPPORT SERV. - INSTRUCTION	3,414,200	3,802,560	3,861,593	1.6%
<u>2300 SUPPORT SERV. - ADMINISTRATION</u>				
100 Personnel Services - Salaries	3,208,884	3,295,595	3,360,222	2.0%
200 Personnel Services - Benefits	1,932,849	2,084,316	2,336,801	12.1%
300 Purchased Professional Services	100,357	133,550	131,850	-1.3%
400 Purchased Services	20,002	13,100	21,300	62.6%
500 Other Purchased Services	140,460	149,150	155,470	4.2%
600 Supplies	81,019	87,482	107,201	22.5%
700 Equipment	5,350	2,751	8,550	210.8%
800 Other Objects	<u>41,196</u>	<u>45,591</u>	<u>52,350</u>	14.8%
TOTAL SUPPORT SERV. - ADMIN.	5,530,117	5,811,535	6,173,744	6.2%

EAST PENN SCHOOL DISTRICT

APPROPRIATIONS COMPARISON

FUNCTION AND OBJECT	ACTUAL 2014-2015	BUDGET 2015-2016	BUDGET 2016-2017	% CHANGE
<u>2400 SUPPORT SERV. - PUPIL HEALTH</u>				
100 Personnel Services - Salaries	981,666	1,001,763	1,063,281	6.1%
200 Personnel Services - Benefits	400,136	453,547	523,321	15.4%
300 Purchased Professional Services	15,383	20,000	44,000	120.0%
400 Purchased Services	3,686	8,000	8,000	0.0%
500 Other Purchased Services	221	500	500	0.0%
600 Supplies	30,793	41,800	53,800	28.7%
700 Equipment	<u>0</u>	<u>0</u>	<u>0</u>	
TOTAL SUPPORT SERV. - PUPIL HEALTH	1,431,885	1,525,610	1,692,902	11.0%
<u>2500 SUPPORT SERV. - BUSINESS</u>				
100 Personnel Services - Salaries	531,178	502,963	515,518	2.5%
200 Personnel Services - Benefits	350,230	362,344	392,305	8.3%
300 Purchased Professional Services	37,114	36,900	37,100	0.5%
400 Purchased Services	10,456	10,100	10,100	0.0%
500 Other Purchased Services	10,312	15,100	14,200	-6.0%
600 Supplies	41,626	45,435	45,000	-1.0%
700 Equipment	789	2,500	2,000	-20.0%
800 Other Objects	<u>15,569</u>	<u>9,900</u>	<u>14,750</u>	49.0%
TOTAL SUPPORT SERV. - BUSINESS	997,274	985,242	1,030,973	4.6%
<u>2600 OPERATION & MNT. OF PLANT SERVICES</u>				
100 Personnel Services - Salaries	4,723,860	4,953,421	5,043,352	1.8%
200 Personnel Services - Benefits	2,713,898	3,058,876	3,347,689	9.4%
300 Purchased Professional Services	90,593	100,500	96,775	-3.7%
400 Purchased Services	1,523,736	1,544,675	1,547,310	0.2%
500 Other Purchased Services	518,202	555,700	561,000	1.0%
600 Supplies	1,722,712	1,707,678	1,826,148	6.9%
700 Equipment	29,089	19,000	62,000	226.3%
800 Other Objects	<u>5,506</u>	<u>5,500</u>	<u>6,000</u>	9.1%
TOTAL OPER. & MNT. OF PLANT SERV.	11,327,596	11,945,350	12,490,274	4.6%
<u>2700 STUDENT TRANSPORTATION SERVICES</u>				
500 Other Purchased Services	7,502,515	7,274,678	7,688,370	5.7%
700 Equipment	<u>0</u>	<u>0</u>	<u>0</u>	
TOTAL STUDENT TRANSPORTATION	7,502,515	7,274,678	7,688,370	5.7%
<u>2800 SUPPORT SERVICES - CENTRAL</u>				
100 Personnel Services - Salaries	917,319	935,068	955,697	2.2%
200 Personnel Services - Benefits	515,923	557,769	606,662	8.8%
300 Purchased Professional Services	71,598	80,192	133,475	66.4%
400 Purchased Services	309	0	0	
500 Other Purchased Services	28,729	19,853	40,692	105.0%

EAST PENN SCHOOL DISTRICT

APPROPRIATIONS COMPARISON

FUNCTION AND OBJECT	ACTUAL 2014-2015	BUDGET 2015-2016	BUDGET 2016-2017	% CHANGE
<u>2800 SUPPORT SERVICES - CENTRAL (cont.)</u>				
600 Supplies	58,698	51,495	64,750	25.7%
700 Equipment	66,152	41,461	101,000	143.6%
800 Other Objects	<u>544</u>	<u>805</u>	<u>400</u>	-50.3%
TOTAL SUPPORT SERV. - CENTRAL	1,659,272	1,686,643	1,902,676	12.8%
<u>2900 OTHER SUPPORT SERVICES</u>				
500 Other Purchased Services	136,622	140,104	136,500	-2.6%
<u>3200 STUDENT ACTIVITIES</u>				
100 Personnel Services - Salaries	787,241	775,553	837,512	8.0%
200 Personnel Services - Benefits	270,270	300,710	376,450	25.2%
300 Purchased Professional Services	173,201	186,100	179,200	-3.7%
400 Purchased Services	45,213	60,750	42,562	-29.9%
500 Other Purchased Services	251,689	244,800	255,600	4.4%
600 Supplies	187,277	154,598	184,302	19.2%
700 Equipment	13,926	54,250	13,150	-75.8%
800 Other Objects	<u>36,236</u>	<u>42,380</u>	<u>41,250</u>	-2.7%
TOTAL STUDENT ACTIVITIES	1,765,053	1,819,141	1,930,026	6.1%
<u>3300 COMMUNITY SERVICES</u>				
100 Personnel Services - Salaries	2,651	4,374	2,048	-53.2%
200 Personnel Services - Benefits	505	642	481	-25.1%
300 Purchased Professional Services	12,921	35,000	35,000	0.0%
400 Purchased Services	500	500	500	0.0%
600 Supplies	<u>12,146</u>	<u>7,636</u>	<u>5,860</u>	-23.3%
TOTAL COMMUNITY SERVICES	28,723	48,152	43,889	-8.9%
<u>3400 SCHOLARSHIPS AND AWARDS</u>				
800 Other Objects	<u>1,250</u>	<u>0</u>	<u>0</u>	
<u>5100 DEBT SERVICE/OTHER EXP. & FIN. USES</u>				
800 Other Objects	1,971,145	2,670,712	2,244,777	-15.9%
900 Other Financing Uses	<u>11,630,000</u>	<u>12,580,000</u>	<u>13,180,000</u>	4.8%
TOTAL DEBT SERVICE	13,601,145	15,250,712	15,424,777	1.1%
<u>5200 FUND TRANSFERS</u>				
900 Other Financing Uses	<u>0</u>	<u>575,000</u>	<u>0</u>	-100.0%
<u>5900 BUDGETARY RESERVE</u>				
800 Other Objects	<u>0</u>	<u>6,066,390</u>	<u>4,421,159</u>	-27.1%
TOTAL APPROPRIATIONS	<u>127,168,227</u>	<u>141,389,136</u>	<u>144,904,828</u>	2.5%

EAST PENN SCHOOL DISTRICT

CATEGORY ANALYSIS

	ACTUAL 2014/2015	2015/2016 BUDGET	2016/2017 BUDGET	AMOUNT CHANGE	% CHANGE	% BUDGET
SALARIES	56,726,764	58,659,907	59,980,633	1,320,726	2.3%	41.4%
INSTRUCTION	41,106,949	42,309,986	43,361,199	1,051,213	2.5%	29.9%
ADMINISTRATIVE	3,720,011	3,810,825	3,866,709	55,884	1.5%	2.7%
CUSTODIAL	4,498,830	4,697,461	4,788,902	91,441	1.9%	3.3%
SUPPORT	7,343,978	7,785,005	7,906,613	121,608	1.6%	5.5%
TAX COLLECTORS	56,996	56,630	57,210	580	1.0%	0.0%
BENEFITS	29,603,528	33,221,753	36,424,877	3,203,124	9.6%	25.1%
HEALTH INSURANCE	12,389,017	12,599,306	12,760,547	161,241	1.3%	8.8%
SOC. SEC./RETIRE./W.C.	16,641,019	19,915,509	23,042,154	3,126,645	15.7%	15.9%
TUITION REIMB.	360,227	497,810	410,875	(86,935)	-17.5%	0.3%
OTHER	213,265	209,128	211,301	2,173	1.0%	0.1%
TOTAL SALARY & BENEFITS	86,330,292	91,881,660	96,405,510	4,523,850	4.9%	66.5%
OTHER	40,837,935	43,441,086	44,078,159	637,073	1.5%	30.4%
I.U. (ED. & THERAPY PORTION)	3,564,624	3,814,383	3,607,892	(206,491)	-5.4%	2.5%
OTHER PURCH. PROF./TECH. SERV.	783,455	860,431	911,380	50,949	5.9%	0.6%
DISPOSAL/CUST. SERVICES	103,418	116,750	118,700	1,950	1.7%	0.1%
FUEL & UTILITIES	2,093,736	2,148,978	2,256,008	107,030	5.0%	1.6%
EQUIP. MNT./COPIES/LEASES	1,063,700	897,783	922,627	24,844	2.8%	0.6%
STUDENT TRANSPORTATION	7,710,243	7,479,628	7,907,715	428,087	5.7%	5.5%
INSURANCE	430,888	442,350	446,475	4,125	0.9%	0.3%
COMMUNICATIONS/ADV./PRINTING	358,602	370,529	399,038	28,509	7.7%	0.3%
CHARTER SCHOOLS	3,857,397	4,259,490	4,451,530	192,040	4.5%	3.1%
CAREER & TECH. INST.	2,166,695	2,265,280	2,393,866	128,586	5.7%	1.7%
COMMUNITY COLLEGE	917,966	911,252	909,980	(1,272)	-0.1%	0.6%
APS/PRRI(IN-STATE)/DETENTION CTR	409,257	505,500	500,525	(4,975)	-1.0%	0.3%
OTHER SCHOOLS	286,547	136,000	207,425	71,425	52.5%	0.1%
TRAVEL REIMBURSEMENT	94,017	127,676	134,199	6,523	5.1%	0.1%
IU PURCH. NON-INSTR. SERV.	135,108	135,104	135,000	(104)	-0.1%	0.1%
OTHER PURCH. SERVICES	22,593	24,550	22,100	(2,450)	-10.0%	0.0%
SUPPLIES/BOOKS/SOFTWARE	2,477,113	2,365,312	2,572,947	207,635	8.8%	1.8%
EQUIPMENT	644,257	632,682	617,786	(14,896)	-2.4%	0.4%
MISC.	168,382	161,696	178,189	16,493	10.2%	0.1%
DEBT SERVICE	13,549,937	15,210,712	15,384,777	174,065	1.1%	10.6%
CAPITAL RESERVE FUND TRANSFER	-	575,000	-	(575,000)		0.0%
ATHLETIC FUND TRANSFER	-	-	-	-		0.0%
SUBTOTAL	127,168,227	135,322,746	140,483,669	5,160,923	3.8%	96.9%
BUDGETARY RESERVE	-	6,066,390	4,421,159	(1,645,231)	-27.1%	3.1%
GRAND TOTAL	127,168,227	141,389,136	144,904,828	3,515,692	2.5%	100.0%

EAST PENN SCHOOL DISTRICT

2016-2017 BUDGET TIMELINE

- September 29, 2015 Email budget worksheets, per pupil allotment and timeline to Administrators.
- October 13, 2015 Teachers and department chairs submit non-technology requisitions to the appropriate principal/director.
Principals submit building maintenance requests to the Facilities Manager.
- October 27, 2015 Budget preparation worksheets and cyclical tools must be returned to Business Office.
- November 2-4, 2015 Administrators review budgets with Superintendent and Business Manager.
- December 7, 2015 Budget Outlook presentation to the Board
- December 14, 2015 Last Board meeting prior to deadline for resolution not to exceed the index
- December 22, 2015 Last day to make proposed preliminary budget available to the public if not adopting resolution not to exceed the index
- December 30, 2015 Give public notice of intent to adopt the 2016-17 preliminary budget unless resolution was adopted not to exceed the index
- January 11, 2016 Adoption of proposed preliminary budget if did not pass resolution not to exceed the index
- February 1, 2016 Preliminary budget must be submitted to PDE if exceeding index
- February 4, 2016 Deadline to publish notice of intent to file for exceptions
- February 11, 2016 Deadline to seek PDE approval for exceptions
- April 11, 2016 First draft Proposed Final budget and notebook distributed to Board
- April 25, 2016 Board budget discussion
- May 9, 2016 Proposed Final (Tentative) budget presented to Board for adoption. It must then be made available for public inspection 20 days prior to final adoption and notice of intent must be made 10 days prior to final adoption.
- June 13, 2016 Budget presented to Board for final approval